




RACK

CABLING

2019/2020





RACK CABINETS AND COMPONENTS FOR STRUCTURED CABLING

WP RACK & CABLING is a high-tech company which integrates the research, development, manufacturing and marketing of networking cabinets, PDU, cables, accessories etc. Thanks to the young and motivated team the company has accumulated over the years rich experience in design and production establishing itself on the market as a reference brand in the industry.

Our company including professional marketing, technology, stock, production and QC takes part in the customer's project from end to end. It makes sure the technical communication, sample setup, quality standard and delivery time to be solved promptly and correctly.

For your projects, our experienced, specialized and innovative engineers in the cabinet & enclosure field to serve you from drawing to mass production. We are focusing on improving and developing the products to meeting the market's and clients' demands.

CONFORMITY

ISO 9001:2008 Quality management system

EN 60950-1:2006 CE information technological systems-safety-Part1 - General requirements

IEC 297-1 In compliance with the 19" (19" Unit) standard

IEC 297-2 In compliance with the cabinet sizes (Metric unit)

RoHS compliant In compliance with the norm 2002/95/CE

WP MEANS:



SOLID AND ROBUST STRUCTURE

for every type of installation



WIDE RANGE OF PRODUCTS

to meet every need



ONLINE CONFIGURATOR

to identify the product you are looking for




DEDICATED SOLUTIONS

for the security of the peripherals



QUICK PRODUCTION AND FAST ANSWERS



FLEXIBILITY IN THE CONFIGURATION

of the accessories

CONTACTS

www.wp-rack-cabling.com | sales@wp-rack-cabling.com

INDEX

RACKS

04-55

RSA - Server Series	06
RSB - Server Series	10
RNA - Network Series	14
RNB - Network Series	18
RNV - Audio Video Series	22
RWA - SoHo Series	26
RWB - Professional Series	30
RWC - AIR Series	34
RWD - Double Section Series	38
RWS - Security Series	42
RWV - Vertical Series	46
RWN - Vertical Series	50
ROA - Open Frame Series	54

ACCESSORIES RACK

Shelves	56
Cooling Units	57
Cable Management & Panels	58
Accessories	59
Multiple Socket	61

FIBER OPTIC 65-73

Fiber Optic Patch Cables	66
Fiber Pigtail	68
Modular Fiber Optic Splice Box	69
Fiber Optic Adapters	70
DIN Rail Fiber Optic Patch Panel	72

COPPER

COMPONENTS 75-112

Patch Cables	76
Patch Panels	82
Keystone	86
Surface Box	96
Connection Box	97
Couplers	98
Plugs	101
Accessories Cabling	108
Tools Cabling	109
Tester	111





RACKS & ACCESSORIES

Strong points of **WP RACK®** cabinets are the high quality of materials, the development, assembly and quality control in Europe.

The product offer is very wide and covers all possible needs in the IT and telecommunication fields. From wall mounted 19" racks designed for small companies with 6 to 20 units to standing 19" racks with 10 to 42 units for bigger companies, each one with different depths depending on the final application of use.

Finally it is possible to choose among a high range of accessories and components designed for making the final product custom-made and ideal for any particular use.



RSA SERVER SERIES

STANDING RACKS



Robustness

The main structure in 2 mm solid steel ensures a static loading capacity up to 1000 kg.



Handiness

The side panels are hinged and removable for easy installation and maintenance of the equipment.



Fast Assembling

The possibility of choosing to buy it assembled or disassembled simplifies transport and reduces the risk of damages during transportation.



Versatility

Equipped with: 4 adjustable rails, numbered for simplifying the installation of the equipment; Perforated steel door; Top panel designed for supporting the fan unit.



Security


Front door equipped with spring-loaded handle and lock with key, side panels with an innovative inside locking system that does not require a key.



Accessories

Supplied with grounding kit, 40 screws and cage nuts, 4 leveling feet and 4 heavy-duty casters. It is also available a wide range of accessories to satisfy every requirement!

The perforated steel front door, the 2 mm steel frame, the removable side panels with innovative locking system from the inside, the 4 heavy-duty casters with 4 leveling feet make this series the most complete high end installation solution. Furthermore, the possibility of choosing to buy it assembled or disassembled, simplifies transport and reduces the risk of damage in transit to the site.



› Package 2 cm thick preventing damages during transport



› Screws and nuts included



› Grounding kit included



› 15 years warranty



› Removable side panels



› Package of 2 cm cardboard



› Passive air ventilation



› 4x feet, 4x wheels included



› Multilingual instructions

DETAILS

- › Supplied fully disassembled in one reinforced cardboard box
- › Main structure in 2 mm solid steel, 1,5 mm steel sides
- › Perforated steel door equipped with spring-loaded handle and lock with key
- › The side panels are hinged and removable for an easy installation and maintenance of the equipment and have an innovative inside locking system that does not require a key
- › Modular cable entry on top that allows the opening/closing of individual plastic covers
- › Structure without base (sold separately) for better ventilation
- › Housing for 120 mm fans or special ventilation kit on the top.
- › Load capacity up to 1000 kg
- › Complete with 4 numbered front rails with adjustable depth
- › Complete with leveling feet and 4 heavy-duty casters
- › Grounding kit included
- › Set of 40 screws and cage nuts included
- › Colour: Black, RAL 9005
- › IP 20 protection class



› Numbered front rails

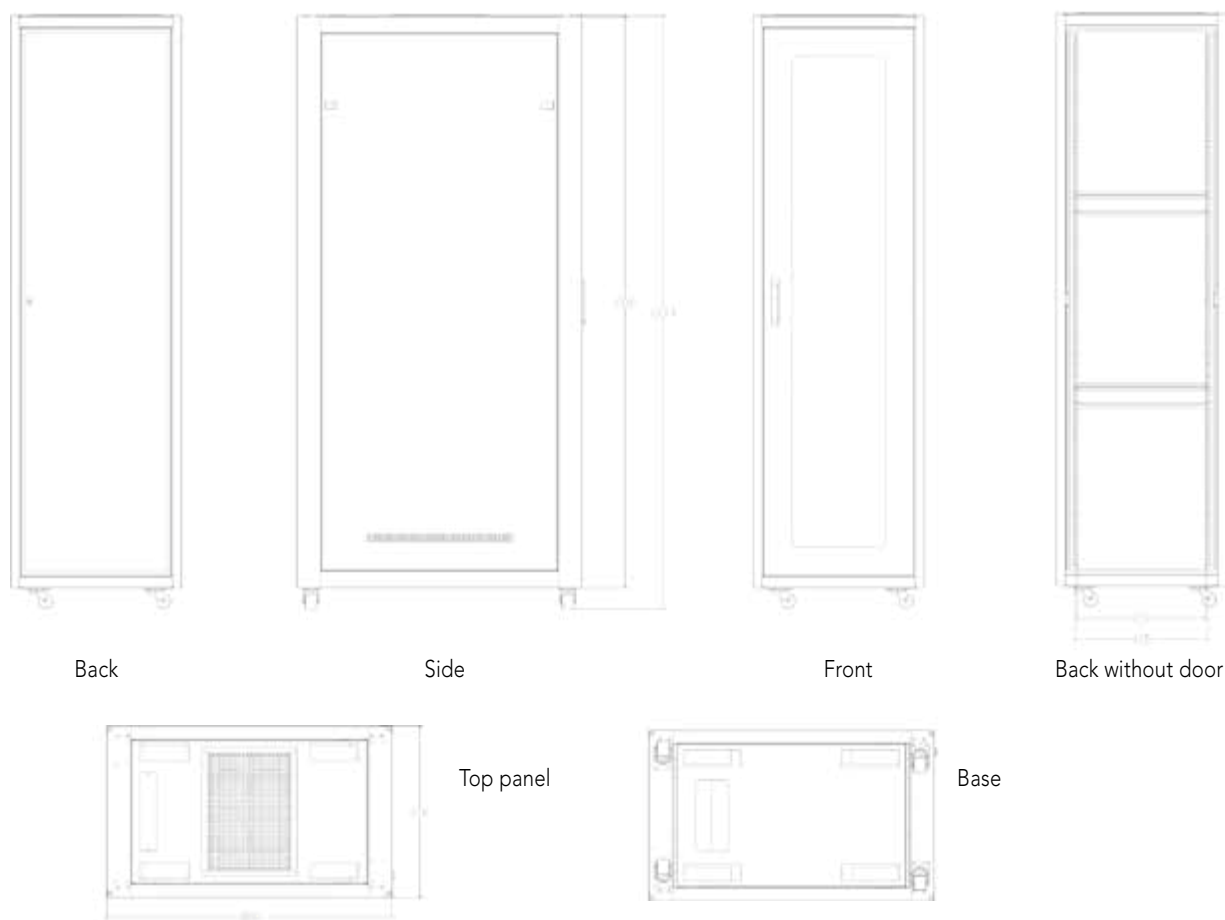


› Perforated steel door



› Wheels, feet and grounding kit

RSA - SERVER SERIES



- 01

Frame
- 02

Rail
- 03

Horizontal rail
- 04

Base (optional)
- 05

Vertical rail
- 06

Top panel
- 07

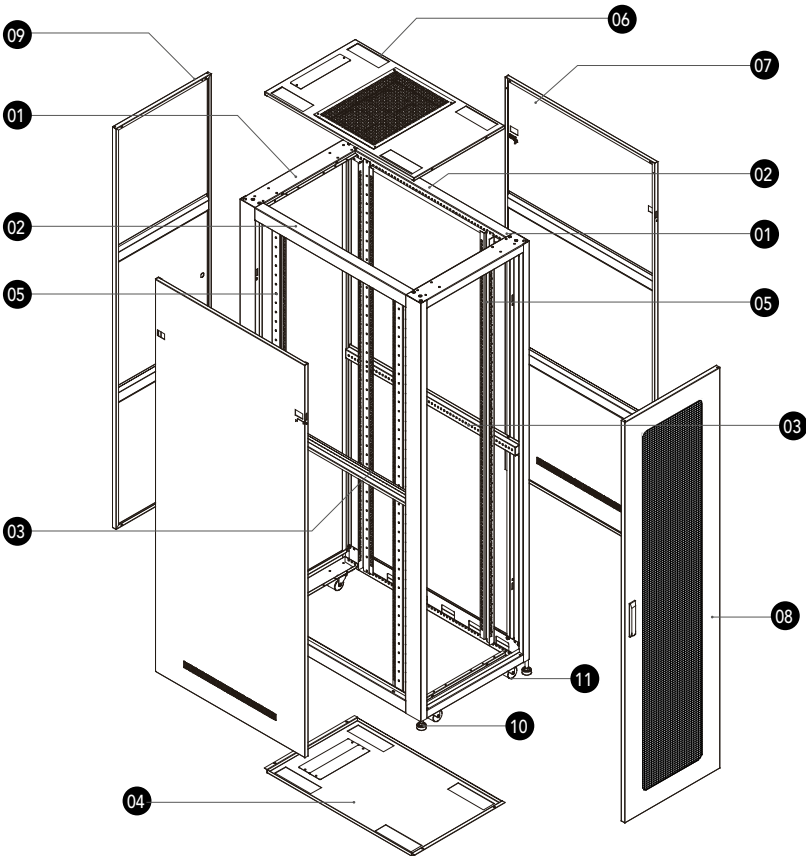
Side panel
- 08

Front door
- 09

Back door
- 10

Stabilizer feet
- 11

Wheel



RSA - SERVER SERIES

CODE	ASSEMBLED	UNIT N.	SIZES			WEIGHT	COLOUR
			W	D	H	kg	RAL 9005 (Black)
WPN-RSA-27610-BS		27	600	1000	1388	75.0	•
WPN-RSA-27610-B	•	27	600	1000	1388	75.0	•
WPN-RSA-42610-BS		42	600	1000	2055	132.0	•
WPN-RSA-42610-B	•	42	600	1000	2055	132.0	•
WPN-RSA-42810-BS		42	800	1000	2055	140.0	•
WPN-RSA-42810-B	•	42	800	1000	2055	140.0	•
WPN-RSA-42812-BS		42	800	1200	2055	145.0	•
WPN-RSA-42812-B	•	42	800	1200	2055	145.0	•

RSA SERIES ACCESSORIES

CODE	DESCRIPTION
WPN-AFS-S141100-B	Fixed shelf for rack up to 1000 mm, 4 attachment points, RAL 9005, max 45 kg
WPN-AFS-S241100-B	Fixed shelf for rack up to 1000 mm, 4 adjustable attachment points, RAL 9005, max 65 kg
WPN-AFS-S241120-B	Fixed shelf for rack up to 1200 mm, 4 adjustable attachment points, RAL 9005, max 65 kg
WPN-ACM-505-B	Cable management kit for rack up to 800 mm, 2 pc., 42U
WPN-ACS-S100-4	Fan tray for 1000 mm deep cabinets, 4 fans + thermostat, RAL 9005
WPN-ACS-S120-4	Fan tray for 1200 mm deep cabinets, 4 fans + thermostat, RAL 9005
WPN-ABS-RSA610-B	Bottom plate, 600x1000 mm, RAL 9005
WPN-ABS-RSA810-B	Bottom plate, 800x1000 mm, RAL 9005
WPN-ABS-RSA812-B	Bottom plate, 800x1200 mm, RAL 9005

RSB SERVER SERIES STANDING RACKS



Robustness

The main structure in 2 mm solid steel ensures a static loading capacity up to 800 kg.



Handiness

Removable side panels for easy installation of the equipment.



Fast Assembling

The possibility of choosing to buy it assembled or disassembled simplifies transport and reduces the risk of damages during transportation.



Versatility

Equipped with: 4 adjustable rails, numbered for simplifying the installation of the equipment; Tempered glass door openable at 180°; Top panel designed for supporting the fan unit.



Security

Front door equipped with spring-loaded handle and lock with key, also two locks on the side panels for a total security!



Accessories

Supplied with grounding kit, 20/40 screws and cage nuts, 4 leveling feet and 4 casters (two with brake). It is also available a wide range of accessories to satisfy every requirement!



The RSB series of professional rack is designed to meet the need of ventilation for server and network cabinets installed in hot environments. The perforated front steel door, the 2 mm steel frame, the locks (also on the removable side panels), the 4 wheels and 4 leveling feet make this series a simple and fully equipped solution for your installation. Furthermore, the possibility of choosing to buy it assembled or disassembled, simplifies transport and reduces the risk of damage in transit to the site.



› Package 2 cm thick preventing damages during transport

RSB - SERVER SERIES



› Screws and nuts included



› Grounding kit included



› 15 years warranty



› Removable side panels



› Package of 2 cm cardboard



› passive air ventilation



› 4x feet, 4x wheels included



› Multilingual instructions

DETAILS

- › Main structure in 2 mm solid steel, 1,5 mm steel sides
- › Perforated front steel door opens to 180° has a 1,5 mm metal frame and is provided with a spring-loaded handle with key and perforated back steel door with standard lock
- › Removable side panels, also with locks and keys, for an easy installation of the equipment
- › Cable entry both on top and bottom (with cover)
- › Housing for 120 mm fans or special ventilation kit on the top.
- › Load capacity up to 800 kg
- › Complete with 4 numbered front rails with adjustable depth
- › Complete with leveling feet and 4 casters (2 with a brake)
- › Grounding kit included
- › Set of 20 screws and cage nuts included
- › Colour: Black, RAL 9005
- › IP 20 protection class



› Wheel, foot and grounding kit




› Side key



› Spring lock


RSB - SERVER SERIES




Front



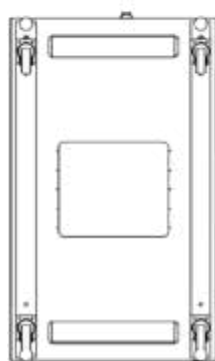
Back



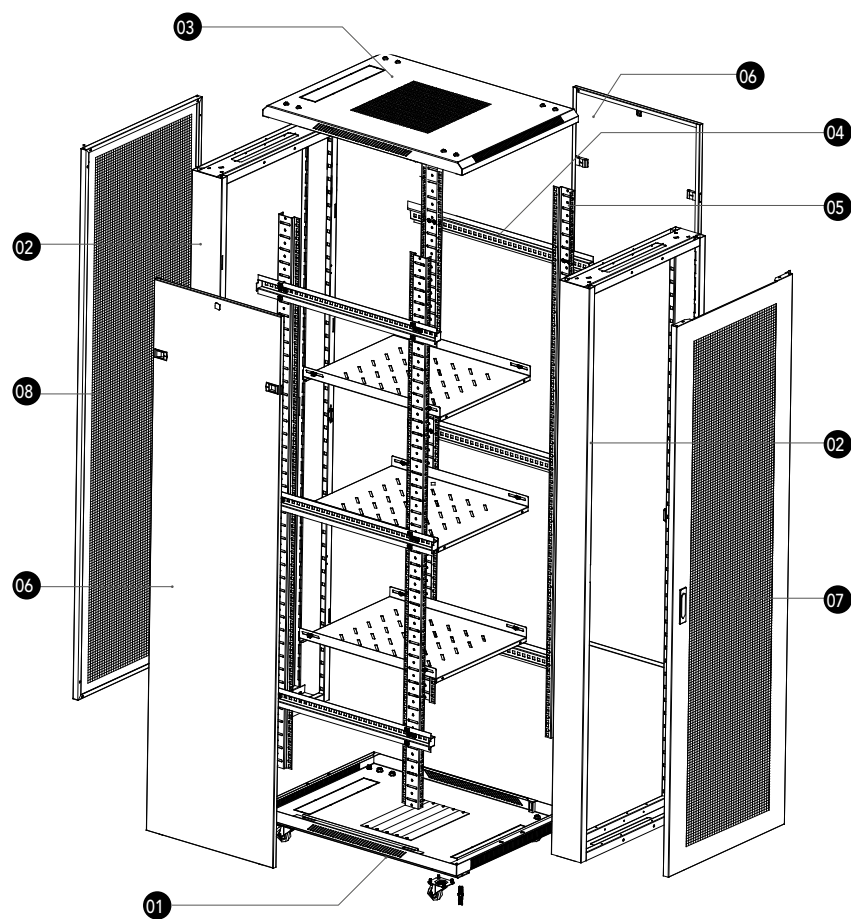
Side



Top panel



Base



- 01

Base
- 02

Frame
- 03

Top panel
- 04

Horizontal rail
- 05

Vertical rail
- 06

Side panels
- 07

Frontal door
- 08

Back door

RSB - SERVER SERIES

CODE	ASSEMBLED	UNIT N.	SIZES			WEIGHT	COLOUR	SCREWS SET
			W	D	H	kg	RAL 9005 (Black)	INCLUDED
WPN-RSB-10608-B	•	10	600	800	594	40.0	•	20
WPN-RSB-10610-B	•	10	600	1000	594	48.0	•	20
WPN-RSB-15608-B	•	15	600	800	825	57.0	•	20
WPN-RSB-15610-B	•	15	600	1000	825	62.0	•	20
WPN-RSB-22610-B	•	22	600	1000	1116	69.0	•	20
WPN-RSB-22610-BS		22	600	1000	1116	69.0	•	20
WPN-RSB-22810-B	•	22	800	1000	1116	72.0	•	20
WPN-RSB-22810-BS		22	800	1000	1116	72.0	•	20
WPN-RSB-27610-B	•	27	600	1000	1388	75.0	•	20
WPN-RSB-27610-BS		27	600	1000	1388	75.0	•	20
WPN-RSB-27810-B	•	27	800	1000	1388	90.0	•	20
WPN-RSB-27810-BS		27	800	1000	1388	90.0	•	20
WPN-RSB-32610-B	•	32	600	1000	1610	87.0	•	20
WPN-RSB-32610-BS		32	600	1000	1610	87.0	•	20
WPN-RSB-32810-B	•	32	800	1000	1610	102.0	•	20
WPN-RSB-32810-BS		32	800	1000	1610	102.0	•	20
WPN-RSB-42610-B	•	42	600	1000	2055	118.0	•	40
WPN-RSB-42610-BS		42	600	1000	2055	118.0	•	40
WPN-RSB-42810-B	•	42	800	1000	2055	146.0	•	40
WPN-RSB-42810-BS		42	800	1000	2055	146.0	•	40

RSB SERIES ACCESSORIES	
CODE	DESCRIPTION
WPN-AFS-41100-B	Fixed shelf for rack up to 1000 mm, 4 attachment points, RAL 9005, max 45 kg
WPN-ACM-502-B	Cable management kit for rack up to 800 mm, 2 pc., 27U
WPN-ACM-503-B	Cable management kit for rack up to 800 mm, 2 pc., 32U
WPN-ACM-504-B	Cable management kit for rack up to 800 mm, 2 pc., 42U
WPN-ACS-N100-4	Fan Tray for 1000 mm deep cabinets, 4 fans + thermostat, RAL 9005
WPN-APT-N610	Plinth for 600x1000 mm Racks, RAL 900
WPN-APT-N810	Plinth for 800x1000 mm Racks, RAL 900

RNA NETWORK SERIES STANDING RACKS



Robustness

The main structure in 2 mm solid steel ensures a static loading capacity up to 800 kg.



Handiness

Removable side panels for easy installation of the equipment.



Fast Assembling

The possibility of choosing to buy it assembled or disassembled simplifies transport and reduces the risk of damages during transportation.



Versatility

Equipped with: 4 adjustable rails, numbered for simplifying the installation of the equipment; Tempered glass door openable at 180°; Top panel designed for supporting the fan unit.




Security

Front door equipped with spring-loaded handle and lock with key, also two locks on the side panels for a total security!



Accessories

Supplied with grounding kit, 20/40 screws and cage nuts, 4 leveling feet and 4 casters (two with brake). It is also available a wide range of accessories to satisfy every requirement!



The tempered glass door, the 2 mm steel frame, the locks (also on the removable side panels), the 4 casters and 4 leveling feet make this series a complete solution for your installation.

Furthermore, the possibility of choosing to buy it assembled or disassembled, simplifies transport and reduces the risk of damage in transit to the site.



› Package 2 cm thick preventing damages during transport

RNA - NETWORK SERIES



› Screws and nuts included



› Grounding kit included



› 15 years warranty



› Removable side panels



› Package of 2 cm cardboard




› 4x feet, 4x wheels included



› Multilingual instructions

DETAILS

- › Supplied fully disassembled in one reinforced cardboard box
- › Main structure in 2 mm solid steel, 1,5 mm steel sides
- › The tempered glass door opens to 180° has a 1,5 mm metal frame and is provided with a handle and lock with key
- › Removable side panels, also with locks and keys, for easy installation of the equipment
- › Cable entry both on top and bottom (with cover)
- › Housing for 120 mm fans or special ventilation kit on the top.
- › Load capacity up to 800 kg
- › Complete with 4 numbered front rails with adjustable depth
- › Complete with leveling feet and 4 casters (2 with a brake)
- › Grounding kit included
- › Set of 20/40 screws and cage nuts included
- › Colour: Black, RAL 9005
- › IP 20 protection class



› Wheel, foot and grounding kit

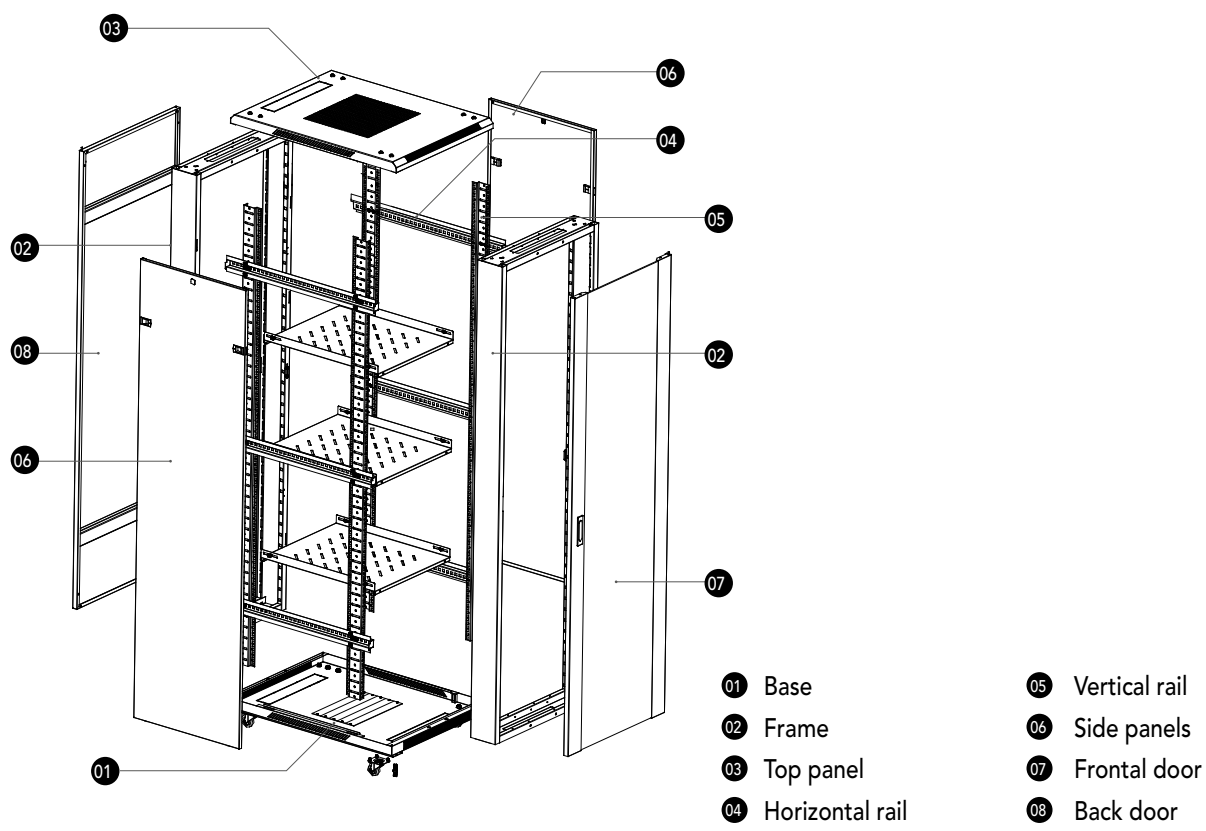
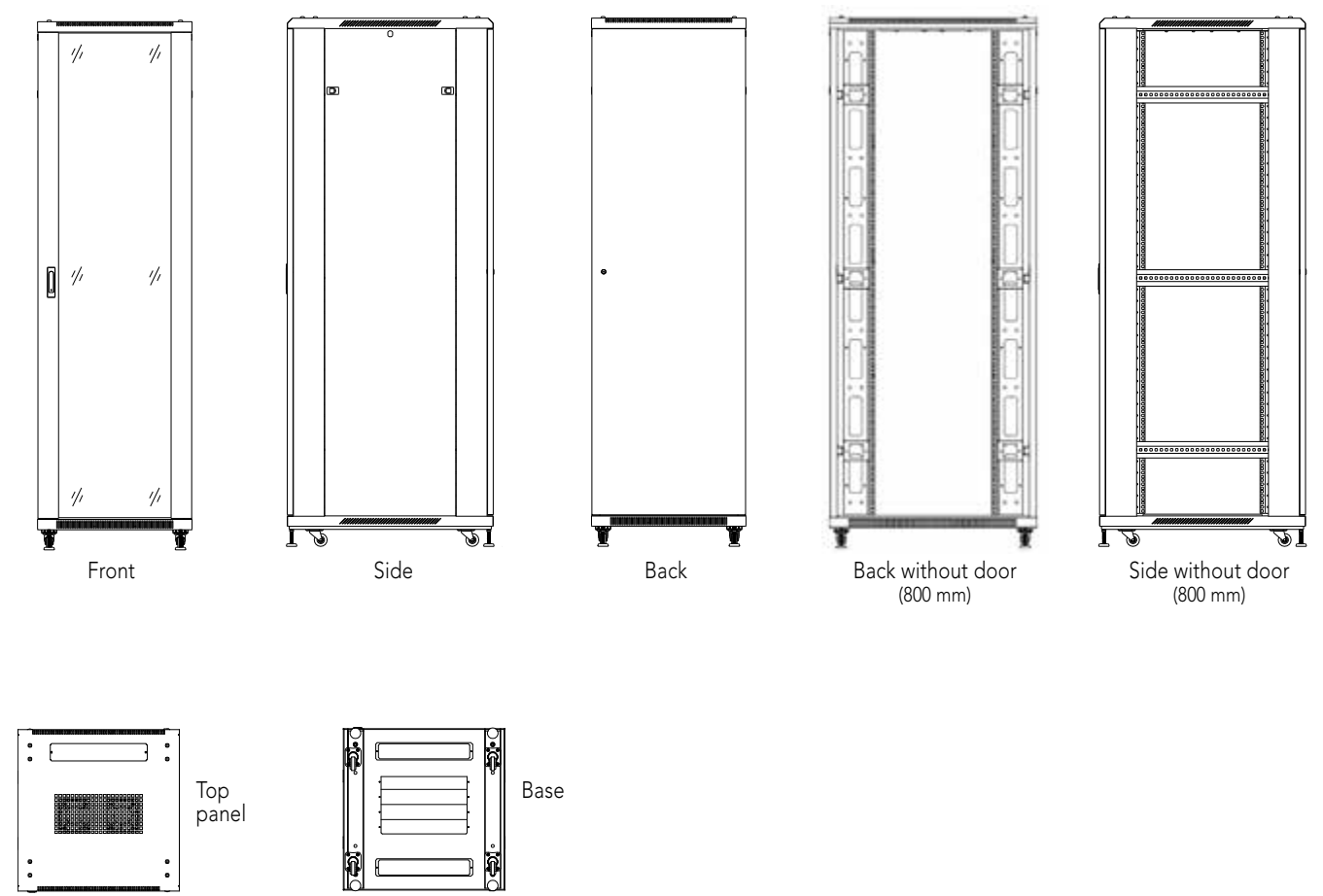


› Side key



› Spring lock

RNA - NETWORK SERIES



RNA - NETWORK SERIES

CODE	ASSEMBLED	UNIT N.	SIZES			WEIGHT	COLOUR	SCREWS SET
			W	D	H			
WPN-RNA-22606-B	•	22	600	600	1116	64.0	•	20
WPN-RNA-22606-BS		22	600	600	1116	64.0	•	20
WPN-RNA-22608-B	•	22	600	800	1166	67.2	•	20
WPN-RNA-22608-BS		22	600	800	1166	67.2	•	20
WPN-RNA-22808-B	•	22	800	800	1166	68.0	•	20
WPN-RNA-22808-BS		22	800	800	1166	68.0	•	20
WPN-RNA-27606-B	•	27	600	600	1388	71.0	•	20
WPN-RNA-27606-BS		27	600	600	1388	71.0	•	20
WPN-RNA-27608-B	•	27	600	800	1388	74.0	•	20
WPN-RNA-27608-BS		27	600	800	1388	74.0	•	20
WPN-RNA-32606-B	•	32	600	600	1610	82.5	•	20
WPN-RNA-32606-BS		32	600	600	1610	82.5	•	20
WPN-RNA-32608-B	•	32	600	800	1610	92.2	•	20
WPN-RNA-32608-BS		32	600	800	1610	92.2	•	20
WPN-RNA-42606-B	•	42	600	600	2055	98.5	•	40
WPN-RNA-42606-BS		42	600	600	2055	98.5	•	40
WPN-RNA-42608-B	•	42	600	800	2055	110.0	•	40
WPN-RNA-42608-BS		42	600	800	2055	110.0	•	40
WPN-RNA-42808-B	•	42	800	800	2055	135.0	•	40
WPN-RNA-42808-BS		42	800	800	2055	135.0	•	40

RNA SERIES ACCESSORIES	
CODE	DESCRIPTION
WPN-AFS-41060-B	Fixed shelf for rack up to 600 mm, 4 attachment points, RAL 9005, max 45 kg
WPN-AFS-41080-B	Fixed shelf for rack up to 800 mm, 4 attachment points, RAL 9005, max 45 kg
WPN-ACM-501-B	Cable management kit for rack up to 800 mm, 2 pc., 22U
WPN-ACM-502-B	Cable management kit for rack up to 800 mm, 2 pc., 27U
WPN-ACM-503-B	Cable management kit for rack up to 800 mm, 2 pc., 32U
WPN-ACM-504-B	Cable management kit for rack up to 800 mm, 2 pc., 42U
WPN-ACS-N060-2	Fan Tray for 600 mm deep cabinets, 2 fans + thermostat, RAL 9005
WPN-ACS-N080-4	Fan Tray for 800 mm deep cabinets, 4 fans + thermostat, RAL 9005
WPN-APT-N66	Plinth, 600x600 mm, RAL 9005
WPN-APT-N68	Plinth, 600x800 mm, RAL 9005
WPN-APT-N88	Plinth, 800x800 mm, RAL 9005

RNB NETWORK SERIES STANDING RACKS



Robustness

The main structure in solid steel ensures a static loading capacity up to 500 kg.



Handiness

Removable side panels for easy installation of the equipment.



Versatility

Equipped with: 4 adjustable rails, numbered for simplifying the installation of the equipment; Tempered glass door openable at 180°; Top panel designed for supporting the fan unit.



Security


Front door equipped with lock with key.



Accessories

Supplied with 20/40 screws and cage nuts, 4 leveling feet and 4 casters (two with brake). It is also available a wide range of accessories to satisfy every requirement!

The 19" RNB standing rack has a tempered glass door (reversible), 4 numbered rails, cable entry both on top and bottom, 4 leveling feet and 4 casters (2 with a brake).





› Screws and nuts included



› 15 years warranty



› Removable side panels



› 4x feet, 4x wheels included

DETAILS

- › 100% dismountable for easily reaching the installation location
- › Main structure in 1,5 mm solid steel
- › Side panels in 0,8 mm steel
- › The tempered glass door opens to 180° has a metal frame and is provided with a lock with key
- › Removable side panels for an easy installation of the equipment
- › Cable entry both on top and bottom (with cover)
- › Housing for 120 mm fans or special ventilation kit on the top
- › Load capacity up to 500 kg
- › Complete with 4 numbered front rails with adjustable depth
- › Complete with leveling feet and 4 casters (2 with a brake)
- › Set of 20/40 screws and cage nuts included
- › Colour: Black, RAL 9005
- › IP 20 protection class



› Tempered glass door



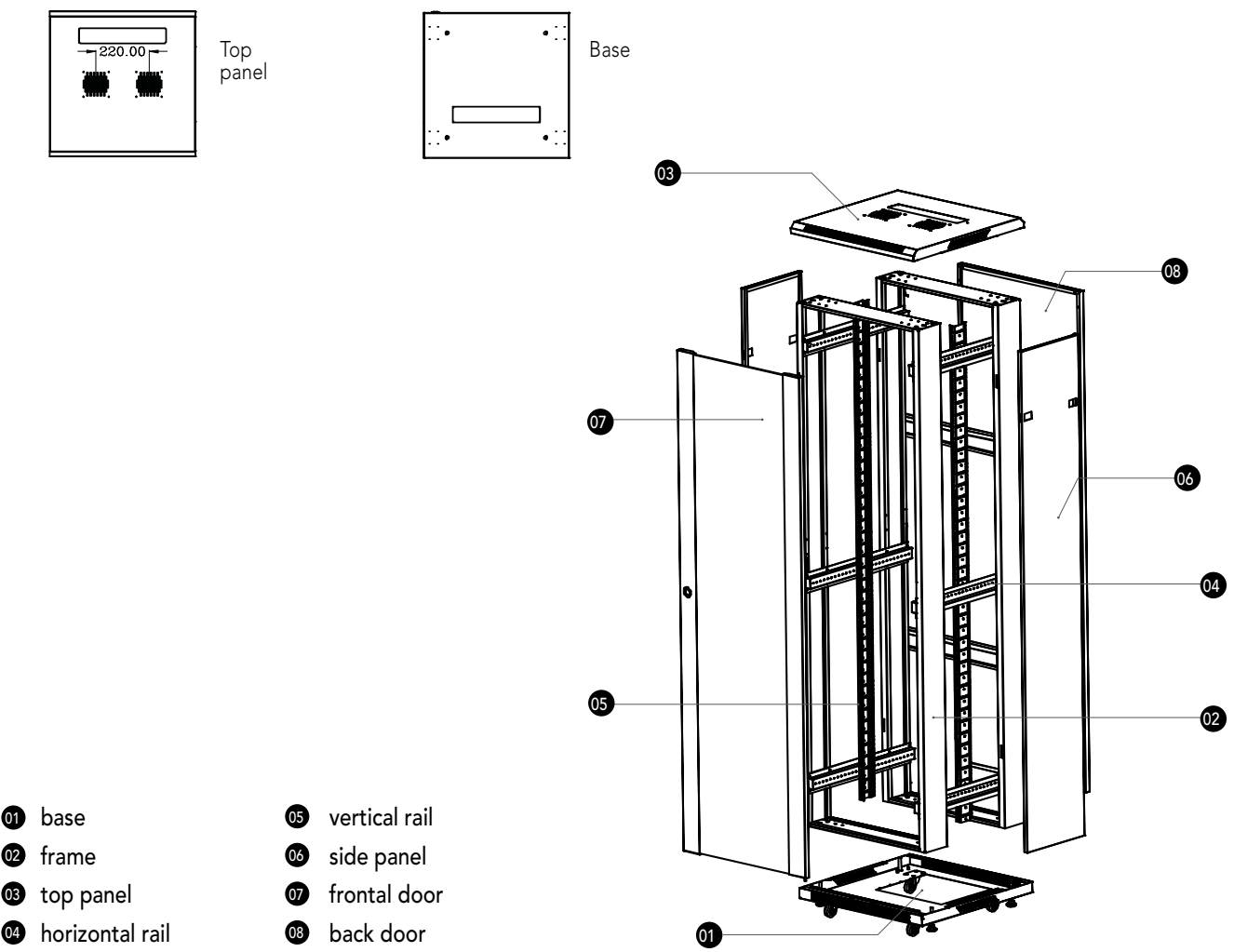
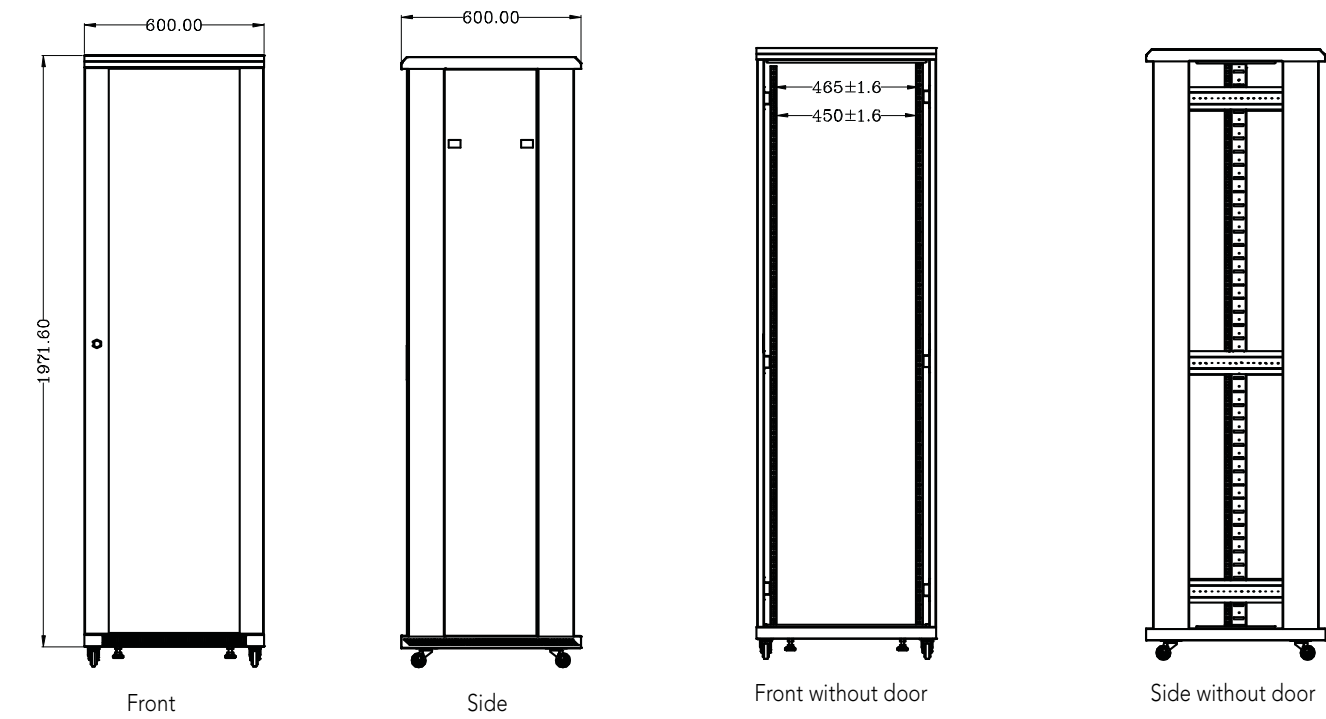
› Numbered rails



› Spring lock



RNB - NETWORK SERIES



RNB - NETWORK SERIES

CODE	ASSEMBLED	UNIT N.	SIZES			WEIGHT	COLOUR	SCREWS SET
			W	D	H	kg	RAL 9005 (Black)	INCLUDED
WPN-RNB-22606-B	•	22	600	600	1116	58.0	•	20
WPN-RNB-27606-B	•	27	600	600	1388	64.0	•	20
WPN-RNB-32606-B	•	32	600	600	1610	75.0	•	20
WPN-RNB-42606-B	•	42	600	600	2055	89.0	•	40

RNB SERIES ACCESSORIES

CODE	DESCRIPTION
WPN-AFS-41060-B	Fixed shelf for rack up to 600 mm, 4 attachment points, RAL 9005, max 45 kg
WPN-ACS-W060-2	Fan Tray for 600 mm deep cabinets, 2 fans + thermostat, RAL 9005

RNV AUDIO VIDEO SERIES STANDING RACKS



Robustness

The main structure in 2 mm solid steel ensures a static loading capacity up to 800 kg.



Handiness

Removable side panels for easy installation of the equipment.



Fast Assembling

The possibility of choosing to buy it assembled or disassembled simplifies transport and reduces the risk of damages during transportation.



Versatility

Equipped with: 4 adjustable rails, numbered for simplifying the installation of the equipment; Tempered glass door openable at 180°; Top panel designed for supporting the fan unit.



Security

Front door equipped with spring-loaded handle and lock with key, also two locks on the side panels for a total security!



Accessories

Supplied with grounding kit, 20/40 screws and cage nuts, 4 leveling feet and 4 casters (two with brake). It is also available a wide range of accessories to satisfy every requirement!



The tempered glass door, the 2 mm steel frame, the locks (also on the removable side panels), the 4 casters and 4 leveling feet make this series a complete solution for your installation.

Furthermore, the possibility of choosing to buy it assembled or disassembled, simplifies transport and reduces the risk of damage in transit to the site.



› Screws and nuts included



› Grounding kit included



› Removable side panels



› Multilingual instructions



› 4x feet, 4x wheels included



› 15 years warranty

DETAILS

- › Supplied fully disassembled in one reinforced cardboard box
- › Main structure in 2 mm solid steel
- › 1,5 mm steel sides
- › The tempered glass door opens to 180° has a 1,5 mm metal frame and is provided with a handle and lock with key
- › Removable side panels, also with locks and keys, for easy installation of the equipment
- › Cable entry both on top and bottom (with cover)
- › Housing for 120 mm fans or special ventilation kit on the top.
- › Load capacity up to 800 kg
- › Complete with 4 numbered front rails with adjustable depth
- › Complete with leveling feet and 4 casters (2 with a brake)
- › Grounding kit included
- › Set of 20/40 screws and cage nuts included
- › Colour: Black, RAL 9005
- › IP 20 protection class



- › Wheel, foot and grounding kit



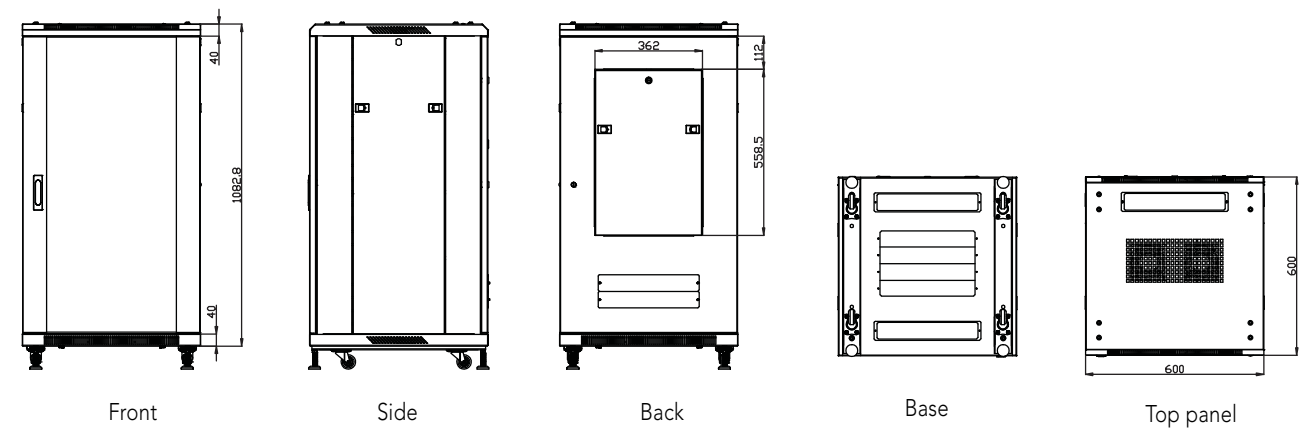
- › Side key



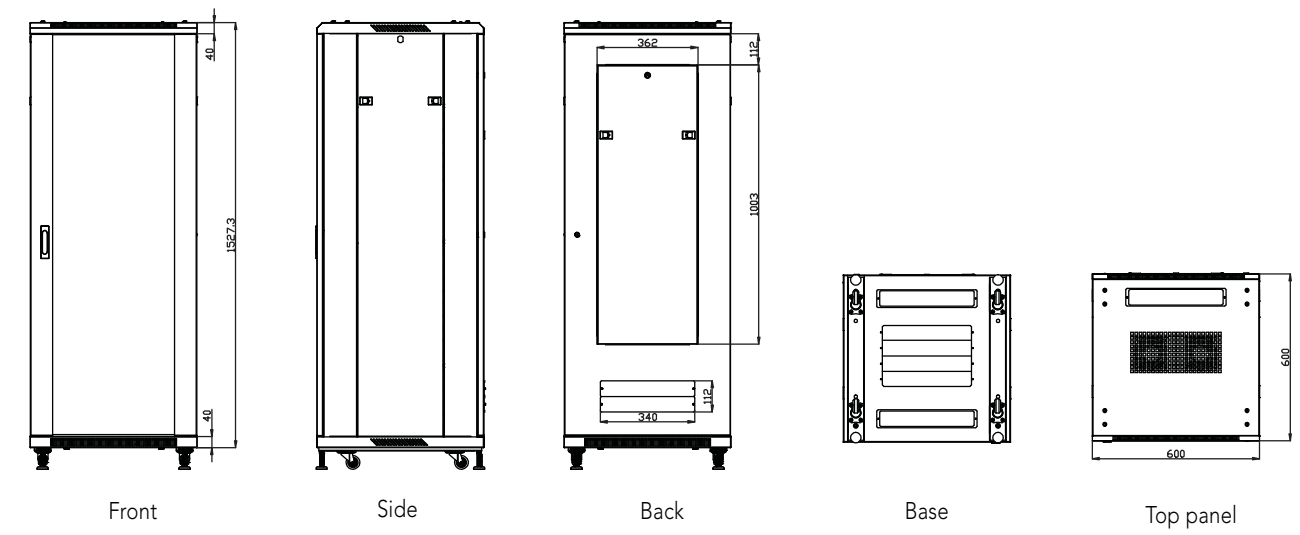
- › Spring lock

RNV - AUDIO VIDEO SERIES

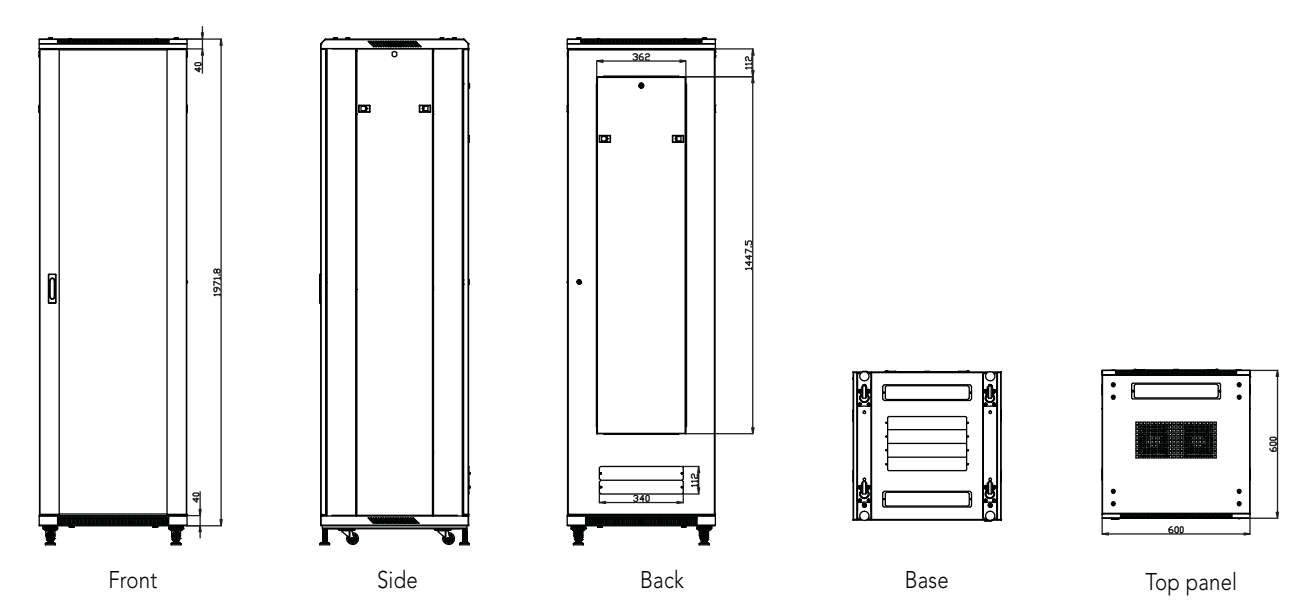
WPN-RNV-22606-B



WPN-RNV-32606-B



WPN-RNV-42606-B



RNV - AUDIO VIDEO SERIES

CODE	ASSEMBLED	UNIT N.	SIZES			WEIGHT	COLOUR	SCREWS SET
			W	D	H	kg	RAL 9005 (Black)	INCLUDED
WPN-RNV-22606-B	•	22	600	600	1116	76.5	•	20
WPN-RNV-32606-B	•	32	600	600	1610	97.5	•	20
WPN-RNV-42606-B	•	42	600	600	2055	122.0	•	40

INCLUDED ACCESSORIES

WPN-RNV-22606-B	Blank panels with quick unlock 1x3 units 1x2 units 1x1 units
	Ventilated Shelves 1x1 units prof. 300 mm portata max. 25 kg 1x2 units prof. 350 mm portata max. 35 kg 1x1 units con 4 punti di fissaggio prof. 350 mm portata max. 45 kg
WPN-RNV-32606-B	Blank panels with quick unlock 1x3 units 1x2 units 1x1 units
	Ventilated Shelves 2x1 units prof. 300 mm portata max. 25 kg 2x2 units prof. 350 mm portata max. 35 kg 2x1 units con 4 punti di fissaggio prof. 350 mm portata max. 45 kg
WPN-RNV-42606-B	Blank panels with quick unlock 2x3 units 2x2 units 2x1 units
	Ventilated Shelves 2x1 units prof. 300 mm portata max. 25 kg 2x2 units prof. 350 mm portata max. 35 kg 3x1 units con 4 punti di fissaggio prof. 350 mm portata max. 45 kg

RNV SERIES ACCESSORIES

CODE	DESCRIPTION
WPN-AFS-41060-B	Fixed shelf for rack up to 600 mm, 4 attachment points, RAL 9005, max 45 kg
WPN-ACS-N060-2	Fan Tray for 600 mm deep cabinets, 2 fans + thermostat, RAL 9005
WPN-APT-N66	Plinth, 600x600 mm, RAL 9005

RWA SoHo SERIES WALL MOUNTED



Robustness

The welded frame and the robust and reliable structure ensures a static loading capacity up to 50 kg.



Handiness

Removable side panels for easy installation of the equipment.



Fast Assembling

Preassembled, easy to install and ready to use.



Versatility

Equipped with: 2/4 adjustable rails, numbered for simplifying the installation of the equipment; Tempered glass door openable at 180°; Top panel designed for supporting the fan unit.



Security

Front door equipped with lock.



Accessories

Supplied with 12 screws and cage nuts. It is also available a wide range of accessories to satisfy every requirement!

The RWA series wall mounted rack cabinet is the best entry-level solution for small installations in IT environments.



› Package



› Screws and nuts included




› 15 years warranty



› Removable side panels

DETAILS

- › 1,5 mm solid steel structure
- › Glass door opens to 180° and has a lock and key
- › The direction of the door opening can be changed as required
- › Removable side panels for an easy installation of the equipment
- › Cable entry on both top and bottom
- › Housing for 120 mm fans or special ventilation kit on the roof.
- › Load capacity up to 50 kg
- › Complete with 2/4 numbered rails with adjustable depth
- › Set of 12 screws and cage nuts included
- › Colour: Black, RAL 9005
- › IP 20 protection class



› Numbered rails

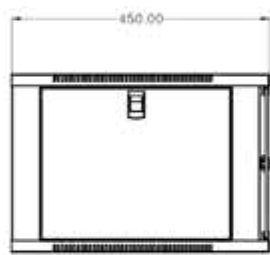


› Lock and key




› Removable side panel

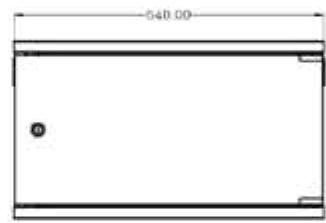
RWA - SoHo SERIES



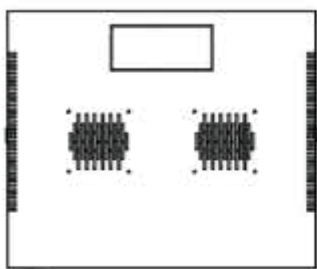
Side



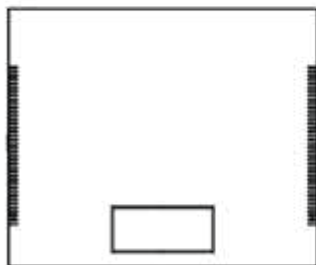
Back



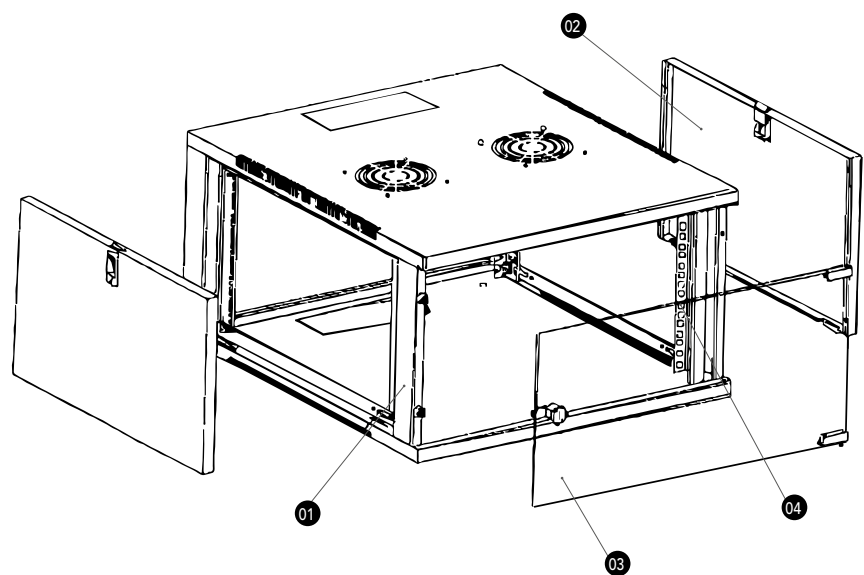
Front



Top



Bottom



- 01 Frame
- 02 Side panel
- 03 Front door
- 04 Vertical rail

RWA - SoHo SERIES

CODE	ASSEMBLED	UNIT N.	SIZES			WEIGHT	COLOUR	MONTANTI
			W	D	H	kg	RAL 9005 (Black)	
WPN-RWA-06604-B	•	6	540	450	310	13.0	•	2
WPN-RWA-06606-B	•	6	540	600	310	15.5	•	2
WPN-RWA-09604-B	•	9	540	450	445	16.5	•	4
WPN-RWA-09606-B	•	9	540	600	445	19.0	•	4
WPN-RWA-12604-B	•	12	540	450	580	19.5	•	4
WPN-RWA-12606-B	•	12	540	600	580	23.0	•	4
WPN-RWA-15604-B	•	15	540	450	720	23.0	•	4
WPN-RWA-15606-B	•	15	540	600	720	25.5	•	4

RWA SERIES ACCESSORI	
CODE	DESCRIPTION
WPN-ACS-W040-2	Fan Tray - 2 fans with protection grid + thermostat, RAL 9005, power supply 230V-50Hz

RWB PROFESSIONAL SERIES WALL MOUNTED



Robustness

The welded frame and the robust and reliable structure ensures a static loading capacity up to 60 kg.



Handiness

Removable side panels for easy installation of the equipment.



Fast Assembling

Preassembled, easy to install and ready to use.



Versatility

Equipped with: 2/4 adjustable rails, numbered for simplifying the installation of the equipment; Tempered glass door openable at 180°; Top panel designed for supporting the fan unit.



Security

Front door equipped with lock and two more locks on the side panels for a total security!



Accessories

Supplied with grounding kit, 12 screws and cage nuts. It is also available a wide range of accessories to satisfy every requirement!

The tempered glass door, the welded frame, and the sturdy and safe structure, and the locks (also on the removable side panels) are just some of the main features of this series of networking cabinets.



› Package



› Screws and nuts included



› 15 years warranty



› Removable side panels




› Grounding kit included

DETAILS

- › 1,5 mm solid steel structure
- › Tempered glass door opens to 180° and has a lock and key
- › The direction of the door opening can be changed as required
- › Removable side panels, also with lock and key, for an easy installation of the equipment
- › Cable entry on both top and bottom (with cover)
- › Housing for 120 mm fans or special ventilation kit on the top.
- › Load capacity up to 60 kg
- › Complete with 2/4 numbered rails with adjustable depth
- › Grounding kit included
- › Set of 12 screws and cage nuts included
- › IP 20 protection class



› Numbered rails

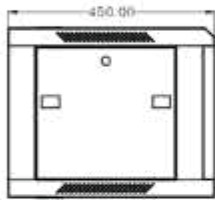


› Lock and key



› Removable side panel

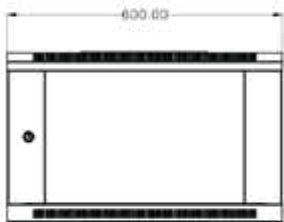
RWB - PROFESSIONAL SERIES



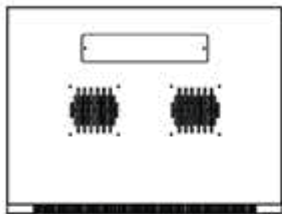
Side



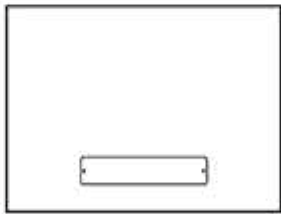
Back



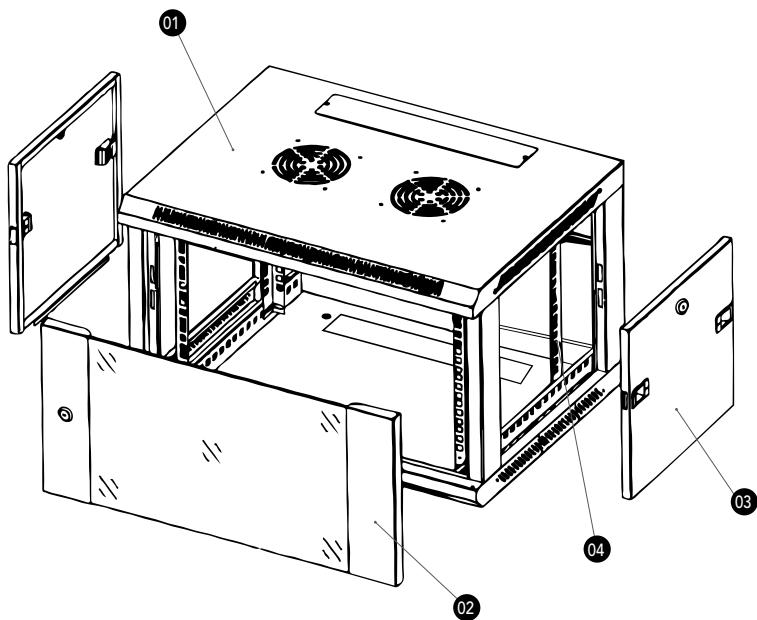
Front



Top



Bottom



- 01 Top cover
- 02 Front door
- 03 Side panel
- 04 Vertical rail

RWB - PROFESSIONAL SERIES

CODE	ASSEMBLED	UNIT N.	SIZES			WEIGHT	COLOUR		MONTANTI
			W	D	H		RAL 9005	RAL 7035	
WPN-RWB-06605-B	•	6	600	500	370	16.5	•		2
WPN-RWB-06605-G	•	6	600	500	370	16.5		•	2
WPN-RWB-09605-B	•	9	600	500	500	21.0	•		4
WPN-RWB-09605-G	•	9	600	500	500	21.0		•	4
WPN-RWB-12605-B	•	12	600	500	635	24.0	•		4
WPN-RWB-12605-G	•	12	600	500	635	24.0		•	4
WPN-RWB-12606-B	•	12	600	600	635	26.0	•		4
WPN-RWB-12606-G	•	12	600	600	635	26.0		•	4
WPN-RWB-15606-B	•	15	600	600	770	28.0	•		4
WPN-RWB-20606-B	•	20	600	600	1000	36.0	•		4

RWB SERIES ACCESSORIES

CODE	DESCRIPTION
WPN-ACS-W050-2	Fan Tray - 2 fans with protection grid + thermostat, RAL 9005, power supply 230V-50Hz, for 500 mm deep racks
WPN-ACS-W060-2	Fan Tray - 2 fans with protection grid + thermostat, RAL 9005, power supply 230V-50Hz, for 600 mm deep racks

RWC AIR SERIES WALL MOUNTED



Robustness

The welded frame and the robust and reliable structure ensures a static loading capacity up to 50 kg.



Handiness

Removable side panels for easy installation of the equipment.



Fast Assembling

Preassembled, easy to install and ready to use.



Versatility

Equipped with: 2/4 adjustable rails, numbered for simplifying the installation of the equipment; Perforated steel door openable at 230°; Top panel designed for supporting the fan unit.



Security

Perforated steel door ensuring higher protection than glass. Front door and side panels equipped with lock.



Accessories

Supplied with 12 screws and cage nuts. It is also available a wide range of accessories to satisfy every requirement!

The RWC series distinguish itself for its robust steel structure, the welded frame, the lockable removable side panels and lockable reinforced perforated steel door that ensure higher security and air ventilation to the whole network system.



› Package



› Screws and nuts included



› 15 years warranty



› Removable side panels



› Passive air ventilation

DETAILS

- › 1,5 mm solid steel structure
- › Perforated steel door opens to 230° and has a lock and key
- › The direction of the door opening can be changed as required
- › Removable side panels with lock for an easy installation of the equipment
- › Cable entry on both top and bottom
- › Housing for 120 mm fans or special ventilation kit on the roof
- › Load capacity up to 50 kg
- › Complete with 2/4 numbered rails with adjustable depth
- › Set of 12 screws and cage nuts included
- › Colour: Black, RAL 9005
- › IP 20 protection class



› Removable side panel with lock

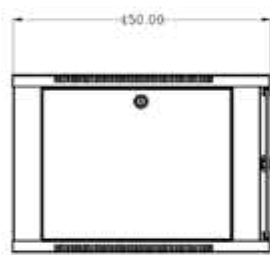
› Reinforced perforated steel door




› Numbered rails



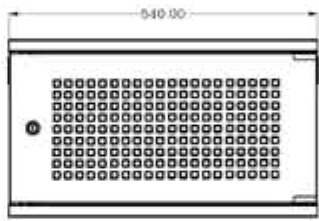
RWC - AIR SERIES



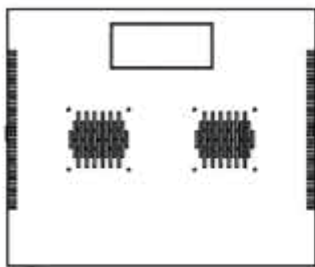
Side



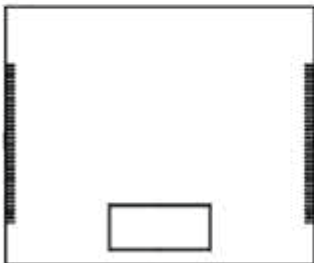
Back



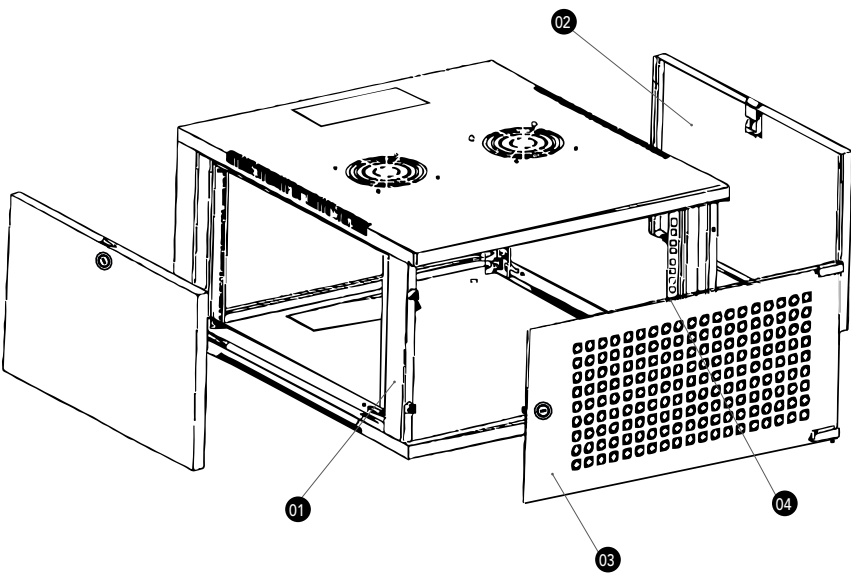
Front




Top



Bottom



- 01 Frame
- 02 Side panel
- 03 Front door
- 04 Vertical rail



WPN-ACS-W040-2 (Not included)

Ventilation unit with thermostat to keep the temperature inside the cabinet under control and avoid excessive power consumption.

CODE	ASSEMBLED	UNIT N.	SIZES			WEIGHT	COLOUR	MONTANTI
			W	D	H			
WPN-RWC-06604-B	•	6	540	450	310	12.7	•	2
WPN-RWC-06606-B	•	6	540	600	310	15.0	•	2
WPN-RWC-09604-B	•	9	540	450	445	16.5	•	4
WPN-RWC-09606-B	•	9	540	600	445	20.0	•	4
WPN-RWC-12604-B	•	12	540	450	580	20.0	•	4
WPN-RWC-12606-B	•	12	540	600	580	22.5	•	4
WPN-RWC-15604-B	•	15	540	450	720	22.5	•	4
WPN-RWC-15606-B	•	15	540	600	720	26.0	•	4

RWC SERIES ACCESSORIES

CODE	DESCRIPTION
WPN-ACS-W040-2	Fan Tray - 2 fans with protection grid + thermostat, RAL 9005, power supply 230V - 50Hz

RWD DOUBLE SECTION SERIES WALL MOUNTED



Robustness

The welded frame and the robust and reliable structure ensures a static loading capacity up to 60 kg.



Handiness

Removable side panels and rear swing frame for easy installation of the equipment.



Fast Assembling

Preassembled, easy to install and ready to use.



Versatility

Equipped with: 2/4 adjustable rails, numbered for simplifying the installation of the equipment; Tempered glass door openable at 180°; Top panel designed for supporting the fan unit.



Security

Front door, rear swing frame and side panels equipped with lock for a total security!



Accessories

Supplied with 12 screws and cage nuts. It is also available a wide range of accessories to satisfy every requirement!

The wall mounted professional double section rack series RWD simplify the installation of accessories through access to the middle section. The tempered glass door, the welded frame, and the sturdy and safe structure, and the locks (also on the removable side panels) are just some of the main features of this series of networking cabinets.



› Package

RWD - DOUBLE SECTION SERIES



› Screws and nuts included



› 15 years warranty



› Removable side panels



› Grounding kit included

DETAILS

- › 1,5 mm solid steel structure
- › Tempered glass door opens to 180° and has a lock and key
- › The direction of the door opening can be changed as required
- › Removable side panels, also with lock and key, for an easy installation of the equipment
- › Cable entry on both top and bottom (with cover)
- › Housing for 120 mm fans or special ventilation kit on the top.
- › Load capacity up to 60 kg
- › With 2/4 numbered front rails with adjustable depth
- › Grounding kit included
- › Set of 12 screws and cage nuts included
- › IP 20 protection class



› Rear swing frame with lock and key

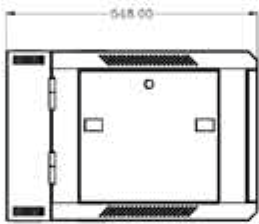


› Removable lateral panel with lock and key




› Tempered glass door

RWD - DOUBLE SECTION SERIES




Side



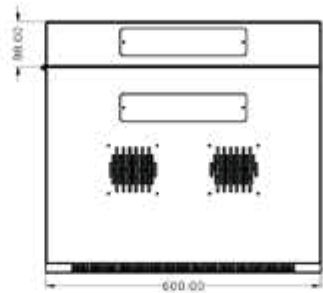
Back



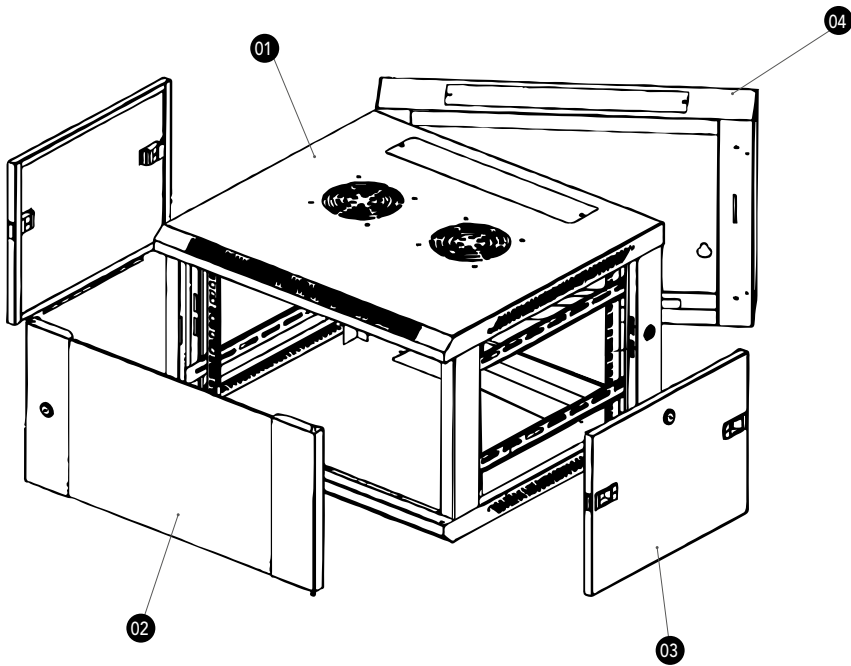
Front



Top



Bottom



- 01 Top cover
- 02 Front door
- 03 Side panel
- 04 Rear swing frame

RWD - DOUBLE SECTION SERIES

CODE	ASSEMBLED	UNIT N.	SIZES			WEIGHT	COLOUR	MONTANTI
			W	D	H	kg	RAL 9005 (Black)	
WPN-RWD-06605-B	•	6	600	550	370	27.0	•	2
WPN-RWD-09605-B	•	9	600	550	500	33.0	•	4
WPN-RWD-12605-B	•	12	600	550	635	37.0	•	4

RWS SECURITY SERIES WALL MOUNTED




Resistance Class (RC) 4 - **10 minutes** resistance according to standard DIN EN 1627. The experienced burglar uses sawing and hammering tools as well, such as axes, chisels, hammers and battery-operated drills.

According to statistics the most frequent break-ins are practiced lifting, drilling and breaking glass doors.

It is recommended to adopt security measures that ensure 10 minutes resistance from burglar's attempts.

The **RWS series** has a solid structure, a sliding steel door without vulnerable hinges and the double-bitted lock. Thus it is in compliance with the 4th resistance class (RC) according to standard DIN EN 1627. The experienced burglar uses sawing and hammering tools as well, such as axes, chisels, hammers and battery-operated drills.

Makeshift tools like stones, screwdrivers, pliers or physical violence are not sufficient.



Robustness

The welded frame and the robust and reliable structure ensures a static loading capacity up to 60 kg.



Handiness

NEW Removable door for easy installation of the equipment.



Fast Assembling

Preassembled, easy to install and ready to use.



Versatility

Equipped with: 2 adjustable rails, numbered for simplifying the installation of the equipment; Available with a right- or left-openable door.



Security

Double-bitted lock, frontal door sliding laterally in steel, cable entry hole designed for preventing hands to pass inside. This is our security formula!



Accessories

Supplied with 12 screws and cage nuts. It is also available a wide range of accessories to satisfy every requirement!



› Screws and nuts included



› 15 years warranty



› Package

DETAILS

- › Sliding door opens sideways.
- › Made of solid steel 1,5 mm
- › Double-bitted lock
- › Top and bottom air inlet
- › Load capacity up to 60 kg
- › Complete with 2 numbered rails with adjustable depth
- › Set of 12 screws and cage nuts included
- › Colour: Black, RAL 9005
- › IP 20 protection class



**Double-bitted
Lock**

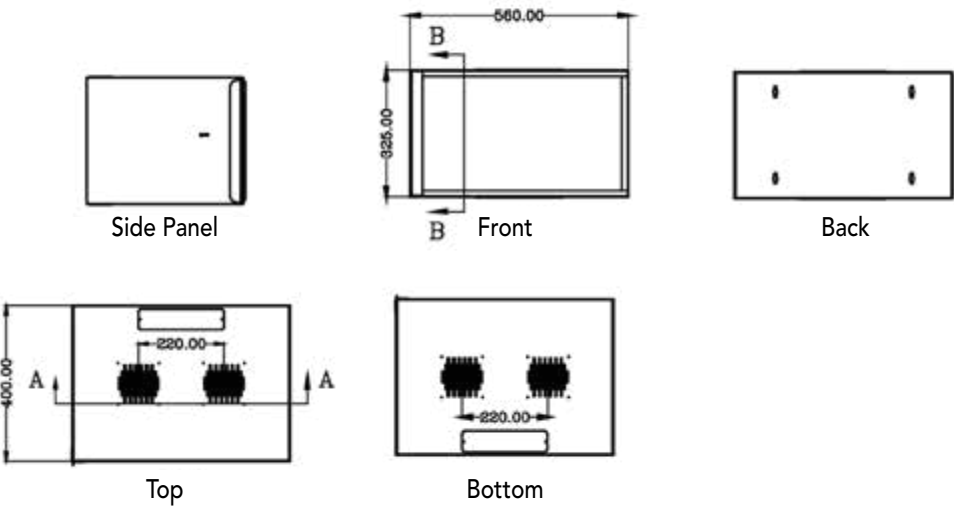


Side sliding door
No vulnarable hinges

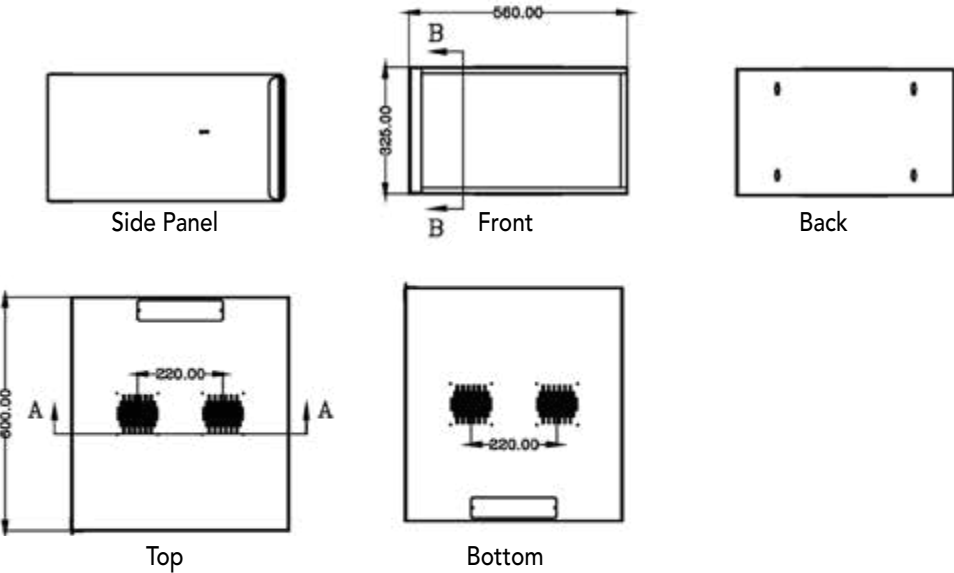
Reversible structure
It can be mounted upside down
for changing the door opening
direction (left or right).

RWS - SECURITY SERIES

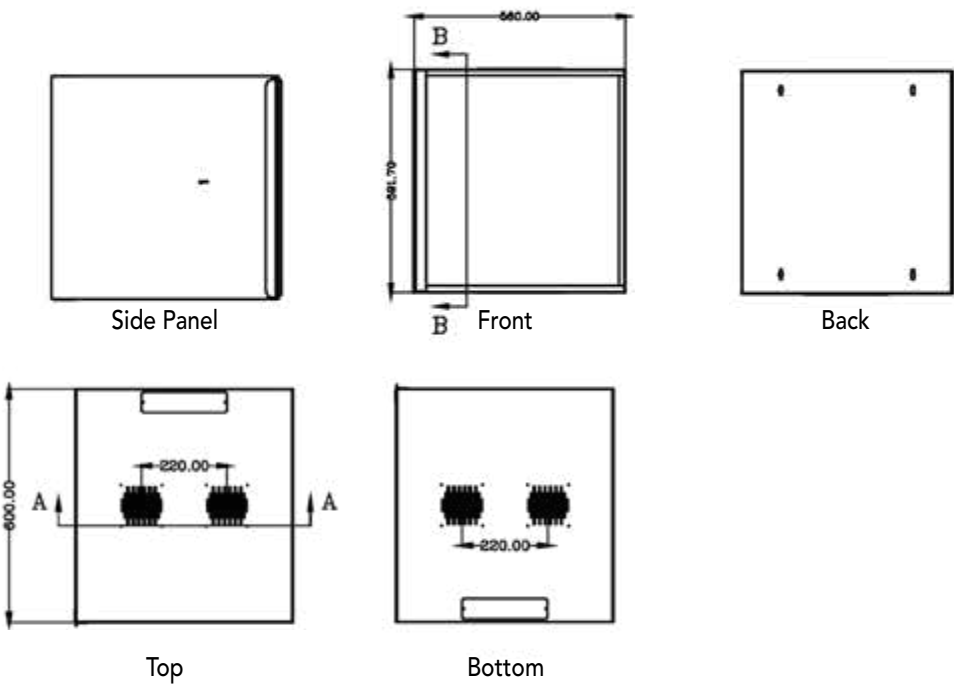
WPN-RWS-06504-B

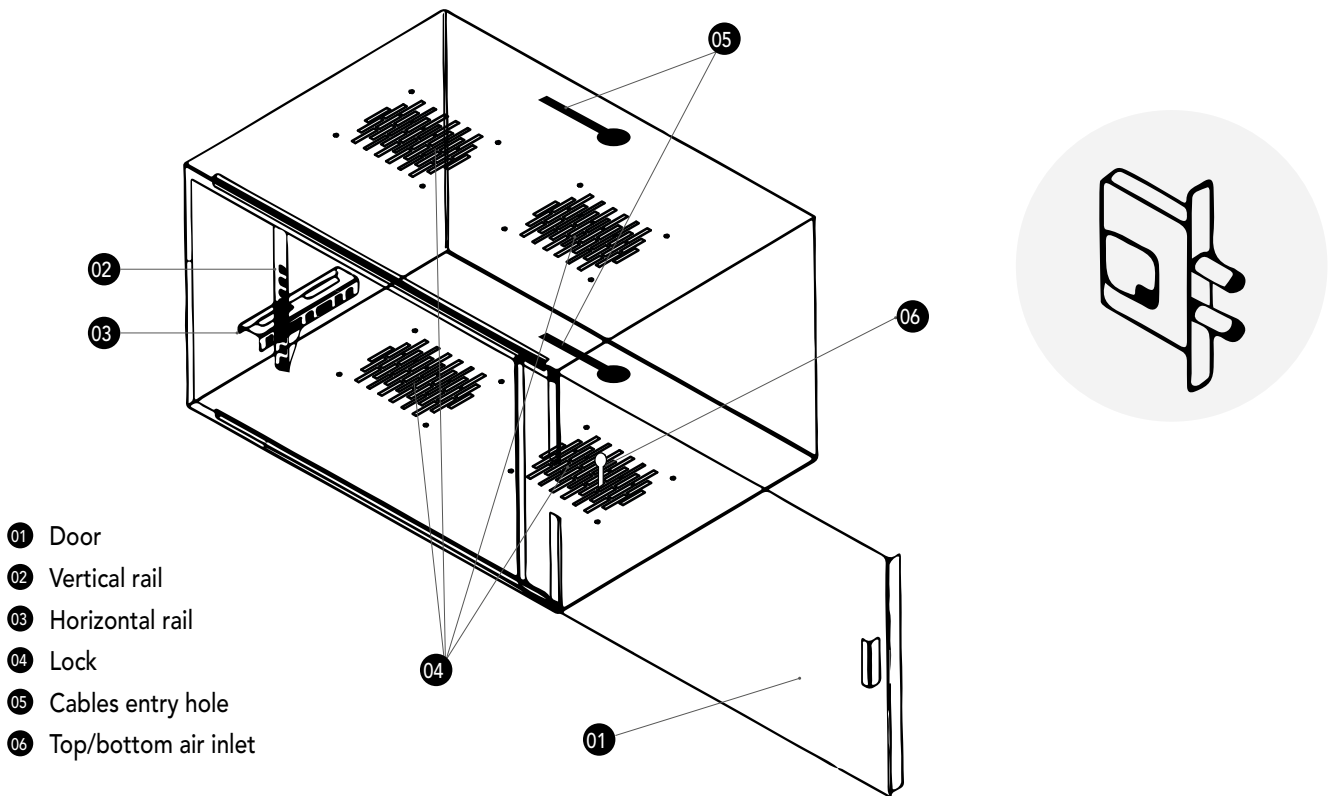


WPN-RWS-06506-B



WPN-RWS-12506-B





CODE	APERTURA	UNIT N.	SIZES			WEIGHT	COLOUR	MONTANTI
			W	D	H			
WPN-RWS-06504-B	Left or Right	6	560	400	325	11.2	• RAL 9005 (Black)	2
WPN-RWS-06506-B	Left or Right	6	560	600	325	16.0	•	2
WPN-RWS-12506-B	Left or Right	12	560	600	592	23.8	•	4

RWV VERTICAL SERIES WALL MOUNTED



Robustness

The robust and reliable structure ensures a static loading capacity up to 80 kg.



Handiness

Structure designed to maintain a minimum distance from the wall favoring passive cooling through the special holes.



Fast Assembling

Preassembled, easy to install and ready to use.



Versatility

3 horizontal and 2 vertical units in just 14 cm of depth.



Security

The strong steel door with lock and key opens to 90°.



Accessories

Supplied with 12 sets of screws + cage nuts. Is also available a wide range of accessories to satisfy every requirement!

The RWV series wall mounted rack cabinet is the ideal solution for small installations in tight spaces. Thanks to the innovative vertical system it allows you to install 5 devices (3 horizontally and 2 vertically) in just 14 cm of depth.



› Screws and nuts included



› 15 years warranty



› Passive air ventilation

DETAILS

- › 1,5 mm solid steel structure
- › Strong sheet steel door opens to 90° lockable with lock and key
- › Structure designed to maintain a minimum distance from the wall and favor passive ventilation through the special holes
- › Cable entry on the bottom
- › Housing for 60 mm fans on the sides
- › Load capacity up to 80 kg
- › Set of 12 screws and cage nuts included
- › Colours: Black, RAL 9005 | Grey, RAL 7035
- › Unit: 5, 3 horizontal (max depth of the devices 250 mm) and 2 vertical (max depth of the devices 65 mm)
- › IP 20 protection class



› With installed equipment



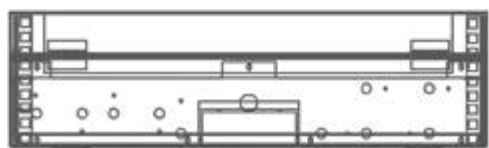
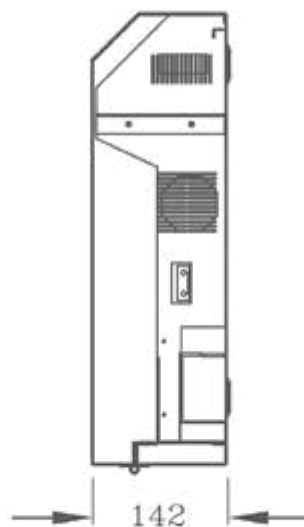
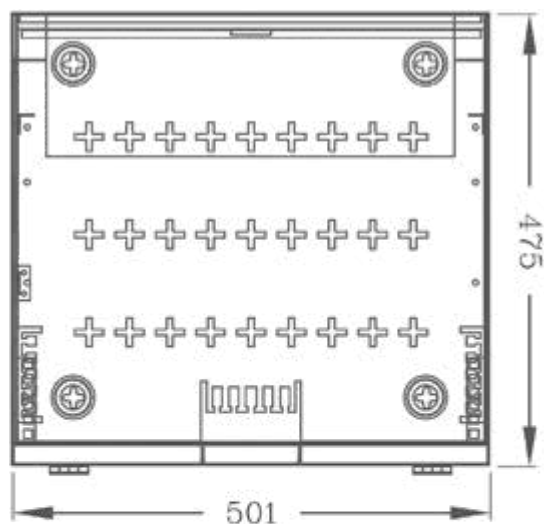
› 3 horizontal units



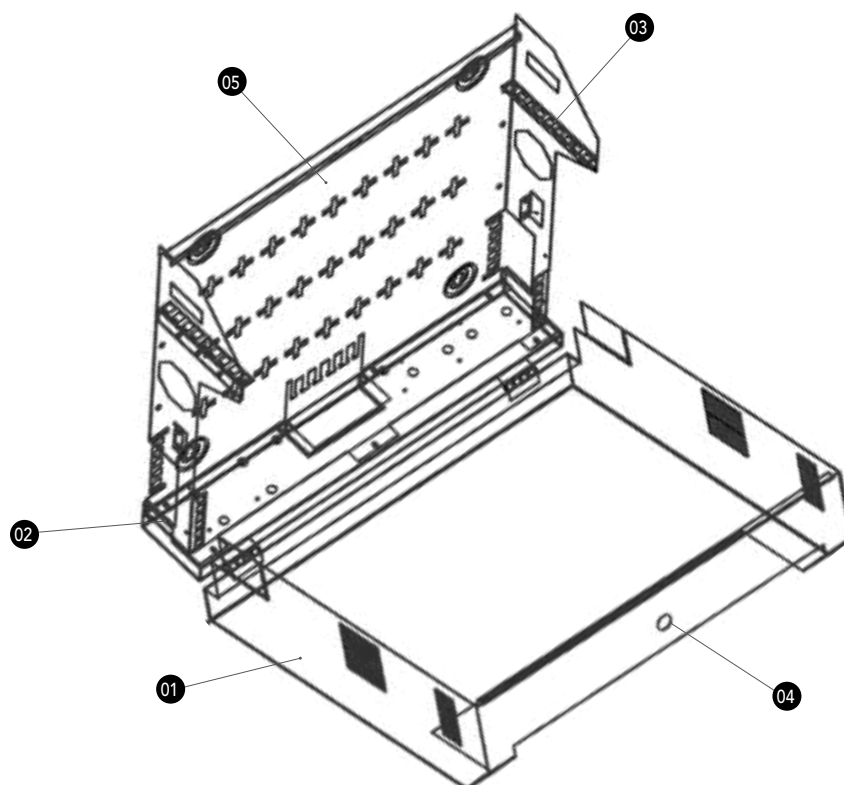
› 2 vertical units




RWV - VERTICAL SERIES



- 01 Door
- 02 Vertical units
- 03 Horizontal units
- 04 Lock
- 05 Passive cooling system



› Passive cooling system



CODE	ASSEMBLED	UNIT N.	SIZES			WEIGHT	COLOUR	
			W	D	H	kg	RAL 9005	RAL 7035
WPN-RWV-05501-B	•	5	500	142	475	10.4	•	
WPN-RWV-05501-B	•	5	500	142	475	10.4		•

RWN VERTICAL SERIES WALL MOUNTED



The RWN series is dedicated to the safe storage of recording devices (NVR / DVR).

Thanks to the solid structure, the safety lock and the predisposition for mounting a magnetic micro-contact to be connected to the alarm system, the **RWN** series guarantees maximum safety in particularly small dimensions. Front door (54x47 cm), protected by a different numbered tubular lock for each cabinet, with double adjustable friction hinge and eyelets for the passage of velcro strips. The standard 19" rack brackets on the door are removable and allow the fixing of up to 4 units (2 front and 2 rear). Thanks to the generous size of the door it is possible to fix standard 19" rack peripherals up to 43 cm deep. The lower compartment, which can only be opened from the inside, allows a comfortable and safe access to the power supply or to the connection cables.



Robustness

Solid and reliable steel structure.



Handiness

Lower compartment that allows a comfortable and safe access to the power supply or to the connection cables.



Fast Assembling

Comfortable eyelets for fixing to the wall.
Cable entry holes on the bottom part.



Versatility

Removable standard 19" rack brackets on the door or VESA bracket for monitor (depending on the model).



Security

Tubular lock with different numbered security key for each cabinet and predisposition for built-in microcontact.



Accessories

Predisposition for the installation of 2 120 mm fans. Suitable with all 19" accessories.

DETAILS

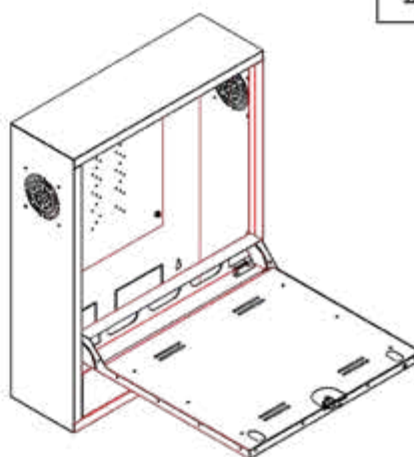
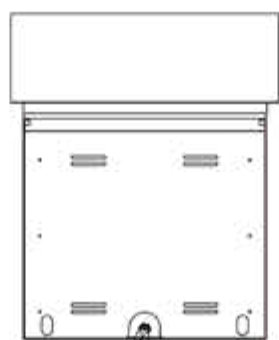
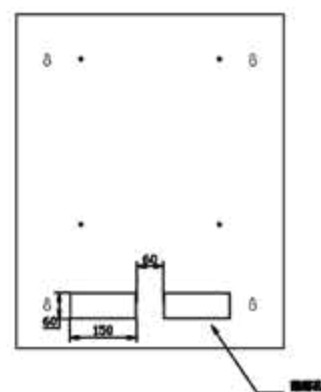
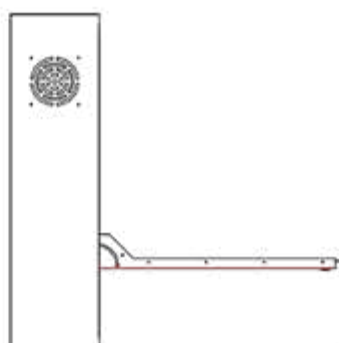
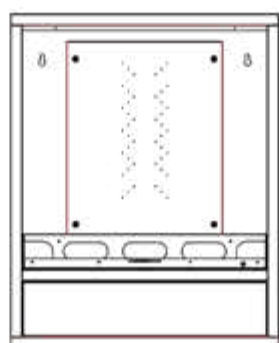
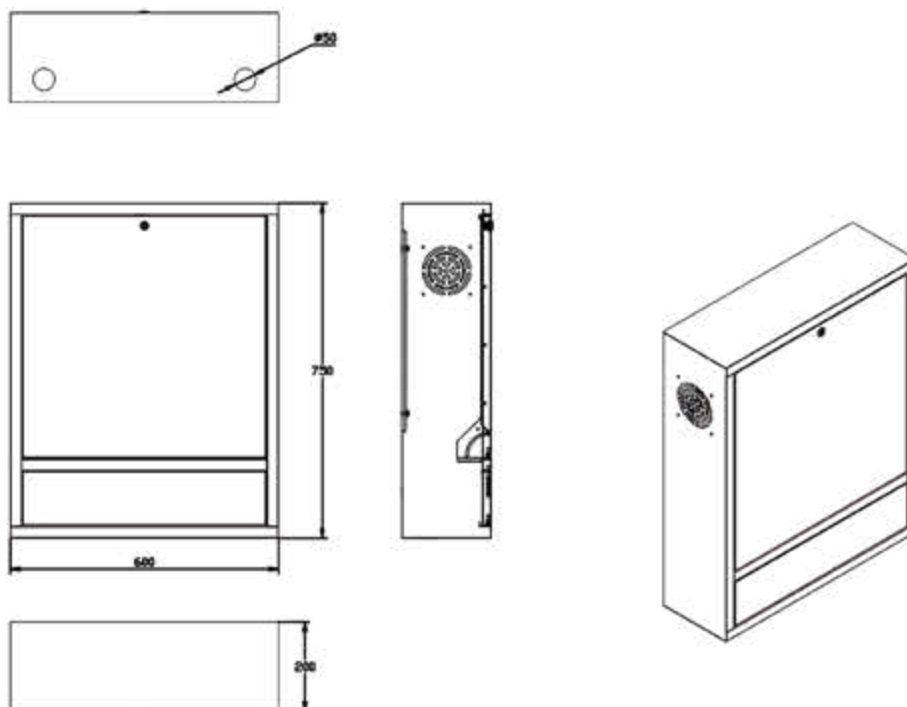
- › Structure in solid steel 1,5 mm
- › Predisposition for for two 120 mm fans on the sides
- › Predisposition for built-in microcontact Cooper CSA Series 314 on the door for connection to the alarm system
- › 19" rack standard removable brackets with 2 units (2 front + 2 rear) fixed to the door
- › Closure with different numbered tubular security key for each cabinet
- › Lower compartment that can only be opened from the inside for connection management
- › Cable entry holes on the bottom part
- › Dimensions: (HxWxD) 75x60x15 cm
- › Weight: 18 kg
- › Color: White RAL 7035

15
years

› 15 years warranty



RWN - VERICAL SERIES





› Lower compartment that can only be opened from the inside for connection management



› Predisposition for built-in microcontact Cooper CSA Series 314 on the door for connection to the alarm system



› Adjustable friction hinge

CODE	ASSEMBLED	UNIT N.	SIZES			WEIGHT	COLOUR		MONTANTI
			W	D	H	kg	RAL 9005 (Black)	RAL 7035 (Grigio)	
WPN-RWN-02601-B	•	2	600	150	750	18	•		4
WPN-RWN-02601-W	•	2	600	150	750	18		•	4
WPN-RWN-00602-G	•		600	200	750	20		•	

RWN ACCESSORI

CODE	DESCRIPTION
WPN-ACS-FAN120	120x120x38 mm 220v fan
WPN-ACS-FAN120T	120x120x38 mm 220v fan with thermostat

ROA OPEN FRAME SERIES WALL MOUNTED



Robustness

The robust and reliable structure ensure a static loading capacity up to 10 kg.



Handiness

Entry-level solution for keeping structured cabling well-ordered.



Fast Assembling

Preassembled, easy to install and ready to use.

The wall mounted Open Frame Rack is an entry-level solution for securely attaching standard 19" peripherals.



› Package



› 15 years warranty

DETAILS

- › Sturdy steel structure
- › Load capacity up to 10 kg
- › Colour: Black, RAL 9005



CODE	ASSEMBLED	UNIT N.	SIZES			WEIGHT	COLOUR
			W	D	H		
WPN-ROA-04603-BU	-	4	500	305	178	4.2	• RAL 9005 (Black)
WPN-ROA-06603-BU	-	6	500	305	267	5.8	• RAL 9005 (Black)

SHELVES RACK

FIXED SHELF

Fixed shelf, 1 and 2 units, with 2 attachment points standard 19". The perforated shelf, ensures optimal ventilation.

- › Set of 4 screws and cage nuts included
- › Colour RAL 9005 (Black)
- › Load capacity up to 25 kg



CODE	DESCRIPTION
WPN-AFS-21030-B	1U shelf, depth 300 mm
WPN-AFS-21035-B	1U shelf, depth 350 mm
WPN-AFS-22035-B	2U shelf, depth 350 mm

FIXED SHELF FOR RSA SERIES

Fixed shelf, 1 unit, with 4 attachment points standard 19". The perforated shelf, ensures optimal ventilation.

- › Set of 4 screws and cage nuts included
- › Colour RAL 9005 (Black)
- › Load capacity up to 65 kg



CODE	DESCRIPTION
WPN-AFS-S241100-B	1U shelf, for 1000 mm deep racks
WPN-AFS-S241120-B	1U shelf, for 1200 mm deep racks

FIXED SHELF FOR STANDING RACKS

Fixed shelf, 1 unit, with 4 attachment points standard 19". The perforated shelf, ensures optimal ventilation.

- › Set of 4 screws and cage nuts included
- › Colour RAL 9005 (Black)
- › Load capacity up to 45 kg



CODE	DESCRIPTION
WPN-AFS-41060-B	1U shelf, for 600 mm RNA/RNB racks
WPN-AFS-41080-B	1U shelf, for 800 mm RNA/RNB racks
WPN-AFS-41100-B	1U shelf, for 1000 mm RNA/RSB racks
WPN-AFS-S141100-B	1U shelf, for 1000 mm RSA racks

SLIDING SHELF

Sliding shelf, 1 unit, with 4 attachment points standard 19". The perforated shelf, ensures optimal ventilation.

- › Set of 4 screws and cage nuts included
- › Colour RAL 9005 (Black)
- › Load capacity up to 25 kg



CODE	DESCRIPTION
WPN-ASS-141060-B	1U shelf, for 600 mm deep racks
WPN-ASS-141080-B	1U shelf, for 800 mm deep racks
WPN-ASS-141100-B	1U shelf, for 1000 mm deep racks

COOLING FAN

Fan for rack cabinets complete with 2 m connection cable and STK9 (Schuko) plug.

- › Colour RAL 9005 (Black)
- › Complete with protection grid
- › Cable lenght: 2 m
- › Power supply: 230V - 50Hz



CODE	DESCRIPTION
WPN-ACS-FAN120	WxHxD 120x120x38 mm, 220v
WPN-ACS-FAN120T	WxHxD 120x120x38 mm, 220v + thermostat

FAN TRAY FOR RSA SERIES

Ventilation unit with four fans that can be installed on top of the 19" rack RSA series. The ventilation unit has a thermostat to keep the temperature inside the cabinet under control and avoid excessive power consumption.

- › Colour RAL 9005 (Black)
- › Complete with protective grids over the fans
- › Power supply: 230V - 50Hz



CODE	DESCRIPTION
WPN-ACS-S100-4	for 1000 deep cabinets, 4 fans + thermostat
WPN-ACS-S120-4	for 1200 deep cabinets, 4 fans + thermostat

FAN TRAY FOR RNA/RNB/RSB SERIES

Ventilation unit with 2 or 4 fans that can be installed on top of the 19" RNA/RNB/RSB rack series. The ventilation unit has a thermostat to keep the temperature inside the cabinet under control and avoid excessive power consumption.

- › Colour RAL 9005 (Black)
- › Complete with protective grids on the fans
- › Power supply: 230V - 50Hz



CODE	DESCRIPTION
WPN-ACS-N060-2	for 600 mm RNA/RNB racks, 2 fans + thermostat
WPN-ACS-N080-4	for 800 mm RNA rack, 4 fans + thermostat
WPN-ACS-N100-4	for 1000 mm RSB rack, 4 fans + thermostat

FAN TRAY FOR RWA/RWB SERIES

Ventilation unit with two fans that can be installed on top of the 19" rack RWA/RWB series. The ventilation unit has a thermostat to keep the temperature inside the cabinet under control and avoid excessive power consumption.

- › Colour RAL 9005 (Black)
- › Complete with protective grids over the fans
- › Power supply: 230V - 50Hz



CODE	DESCRIPTION
WPN-ACS-W040-2	for RWA 450 deep cabinets, 2 fans + thermostat
WPN-ACS-W050-2	for RWB 500 deep cabinets, 2 fans + thermostat
WPN-ACS-W060-2	for RWB 600 deep cabinets, 2 fans + thermostat

CABLE MANAGEMENT & PANELS RACK

CABLE MANAGEMENT PANEL

- › Set of 4 screws and cage nuts included
- › Colour RAL 9005 (Black)



CODE	DESCRIPTION
WPN-ACM-101-B	plastic cable management panel 1U
WPN-ACM-102-B	metal cable management panel 1U
WPN-ACM-201-B	cable guide with brush 1U

BLANK PANEL

Metal solid panel standard 19", 1/2/3 units, to close unused cabinet spaces. The use of these blank panels forces cooling air from the ventilation unit (if installed) to pass through the active equipment in the rack.

- › Set of 4 screws and cage nuts included
- › Colour RAL 9005 (Black)



CODE	DESCRIPTION
WPN-ABP-1-B	blank panel 1U
WPN-ABP-2-B	blank panel 2U
WPN-ABP-3-B	blank panel 3U

CABLE MANAGEMENT PANEL WITH COVER

- › Set of 4 screws and cage nuts included
- › Colour RAL 9005 (Black)



CODE	DESCRIPTION
WPN-ACM-301-B	cable management panel 1U
WPN-ACM-302-B	cable management panel 2U

SCREWLESS BLANK PANEL

Metal solid panel standard 19", 1/2/3 units, to close unused cabinet spaces. The use of these blank panels forces cooling air from the ventilation unit (if installed) to pass through the active equipment in the rack.

- › Colour RAL 9005 (Black)



CODE	DESCRIPTION
WPN-ABP-1SL-B	screwless blank panel 1U
WPN-ABP-2SL-B	screwless blank panel 2U
WPN-ABP-3SL-B	screwless blank panel 3U

VERTICAL CABLE MANAGEMENT WITH COVER

Vertical cable management set suitable for 800 mm width RSA, RSB and RNA racks.

› Color RAL 9005 (Black)



CODE	DESCRIPTION
WPN-ACM-501-B	Set for RNA/RSB 800 mm, 22U
WPN-ACM-502-B	Set for RNA/RSB 800 mm, 27U
WPN-ACM-503-B	Set for RNA/RSB 800 mm, 32U
WPN-ACM-504-B	Set for RNA/RSB 800 mm, 42U
WPN-ACM-505-B	Set for RNA 800 mm, 42U

PLINTH FOR RNA/RNB SERIES

Metal base for cabinets RNA/RNB series to replace the wheels and feet.

› Colour RAL 9005 (Black)



CODE	DESCRIPTION
WPN-APT-N66	600x600 mm
WPN-APT-N68	600x800 mm
WPN-APT-N88	800x800 mm
WPN-APT-N610	600x1000 mm
WPN-APT-N810	800x1000 mm

SCREWS SET

The kit consists of 20/50 screws, washers and cage nuts suitable for installation of rack accessories and components.



CODE	DESCRIPTION
WPN-AVA-SS20	Nuts and bolts kit, 20 pcs
WPN-AVA-SS50	Nuts and bolts kit, 50 pcs

BOTTOM PLATE FOR RSA SERIES

› With 2 holes for cable entry and 2 brushes
› Colour RAL 9005 (Black)



CODE	DESCRIPTION
WPN-ABS-RSA610-B	600x1000 mm
WPN-ABS-RSA810-B	800x1000 mm
WPN-ABS-RSA812-B	800x1200 mm

ACCESSORIES RACK - CABLING

DIN BAR

2U Din Bar for 19" Racks

- › For mounting DIN equipment into a 19" rack
- › Adjustable depth 65 – 290 mm
- › Material: SPCC
- › Colour RAL9005 (Black)



CODE	DESCRIPTION
WPN-AVA-DR01	width 415 mm height 2U

DIN RAIL FIBER OPTIC PATCH PANEL

Din-Rail mount fiber patch panels with 6SC simplex/LC duplex and 6SC duplex front panel without adapters, Grey RAL 7035.

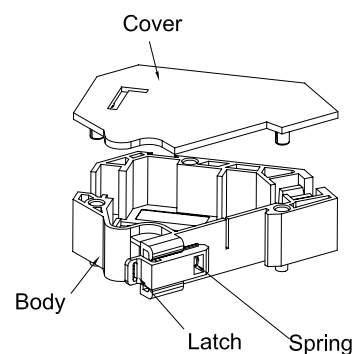
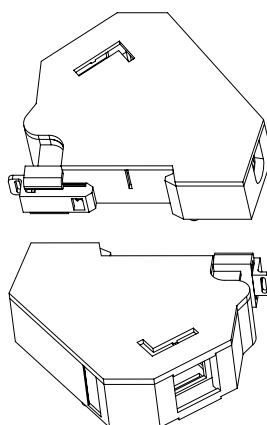
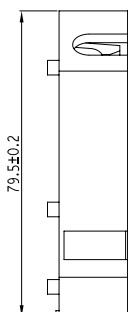
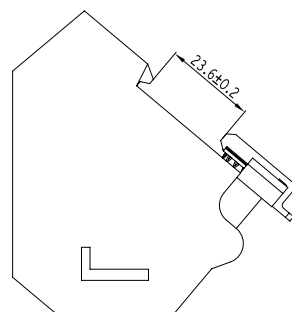
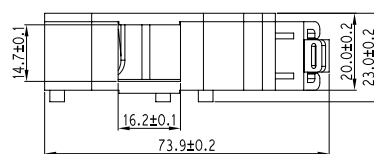


CODE	DESCRIPTION
WPC-FPB-06-G	HxWxD 36,4x128,8x130 mm

DIN-RAIL ADAPTER FOR KEYSTONE MODULES

Industrial Din-Rail mount unequipped IP20 adapter for Keystone sockets with port numbering. Features designed to save space especially by installing more than one next to the other because it's possible to hook several modules together without using the cover, the second module will close the first one and so on. It can be installed with the cable entry from the bottom or from the top.

- › DIN rail mounting
- › Assembly without special tools
- › DIN rail adapter
- › DIN 43880
- › Easy mounting
- › Dimension: (HxWxD) 73,9x23x79,5 mm
- › Weight: 40 gr



CODE	DESCRIPTION
WPC-DBX-B1-W	HxWxD 36,4x128,8x130 mm

MULTIPLE SOCKET POWER



Power + current meter



Combo Socket
Schuko - Italian 10/16A
45° angled



Protections

- › 2P circuit breaker 1A/60A with safety cover
- › Child Protection

MULTIPLE SOCKETS AND POWER + CURRENT METER, SCHUKO PLUG

Size (Width)	1U
Cable	H05VV-F 3G 1,5 mm ² - 2 m
Material	Aluminium
Colour	Black
Max. voltage	250V
Max. power	3500W
Max. operating temp. range	0° C to 55° C
Relative humidity	5% to 95%
Mounting method	Standard 19"
Certifications	CE / RoHS



Schuko Plug

CODE	DESCRIPTION
WPN-PDU-G03-06	6 Universal Schuko sockets Schuko Plug 16A



3in1 Protective Module



Combo Socket
Schuko - Italian 10/16A
45° angled



Protections

- › 3 in 1 protective module
- Surge protection
- Earth Fault Indicator
- Power Indicator
- › Child Protection

MULTIPLE SOCKET WITH SURGE PROTECTION

Size (Width)	1U
Cable	H05VV-F 3G 1,5 mm ² - 2 m
Material	Aluminium
Colour	Black
Max. voltage	250V
Max. power	3500W
Max. operating temp. range	0° C to 55° C
Relative humidity	5% to 95%
Mounting method	Universal mounting brackets
Certifications	CE / RoHS



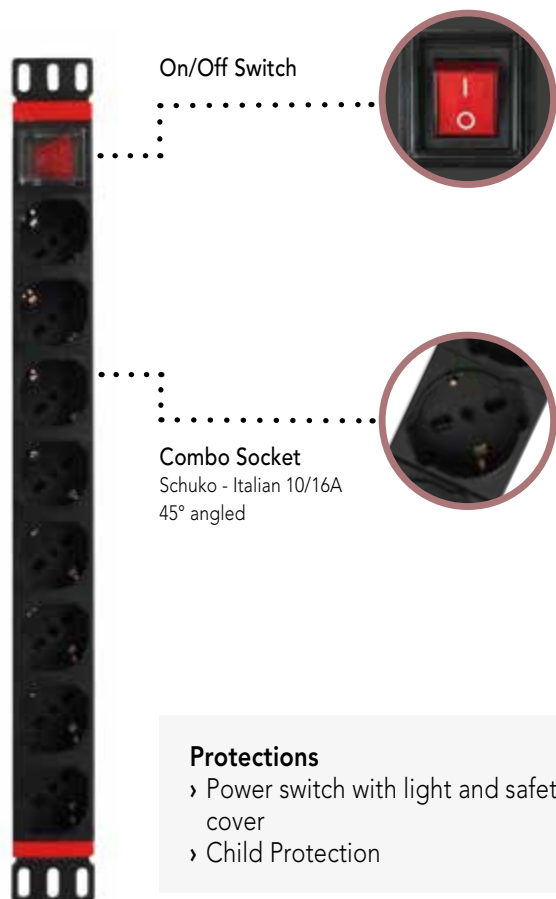
Italian Plug



Schuko Plug

CODE	DESCRIPTION
WPN-PDU-I06-06	6 Universal Schuko sockets Italian Plug 16A
WPN-PDU-G06-06	6 Universal Schuko sockets Schuko Plug 16A

MULTIPLE SOCKET POWER



On/Off Switch

Combo Socket
Schuko - Italian 10/16A
45° angled

Protections

- › Power switch with light and safety cover
- › Child Protection

MULTIPLE SOCKET WITH ON/OFF SWITCH

Size (Width)	1U
Cable	H05VV-F 3G 1,5 mm ² - 2 m
Material	Aluminium
Colour	Black
Max. voltage	250V
Max. power	3500W
Max. operating temp. range	0° C to 55° C
Relative humidity	5% to 95%
Mounting method	Universal mounting brackets
Certifications	CE / RoHS



Italian Plug

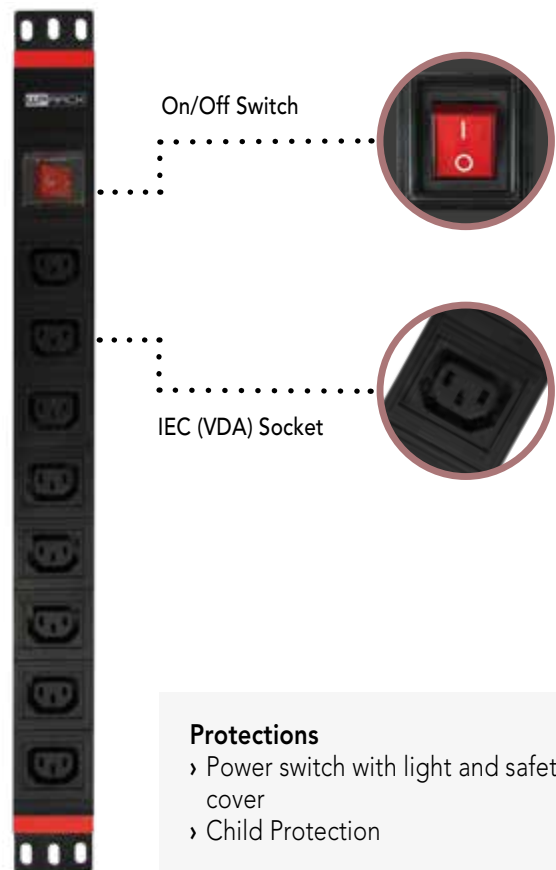


Schuko Plug



IEC320 C14 Plug

CODE	DESCRIPTION
WPN-PDU-I01-06	6 Universal Schuko sockets Italian Plug 16A
WPN-PDU-I01-08	8 Universal Schuko sockets Italian Plug 16A
WPN-PDU-G01-06	6 Universal Schuko sockets Schuko Plug 16A
WPN-PDU-G01-08	8 Universal Schuko sockets Schuko Plug 16A
WPN-PDU-C01-08	8 Universal Schuko sockets IEC320 C14 Plug



On/Off Switch

IEC (VDE) Socket

Protections

- › Power switch with light and safety cover
- › Child Protection

VDE MULTIPLE SOCKET WITH ON/OFF SWITCH

Size (Width)	1U
Cable	H05VV-F 3G 1,5 mm ² - 2 m
Material	Aluminium
Colour	Black
Max. voltage	250V
Max. power	3500W
Max. operating temp. range	0° C to 55° C
Relative humidity	5% to 95%
Mounting method	Universal mounting brackets
Certifications	CE / RoHS



Italian Plug



Schuko Plug

CODE	DESCRIPTION
WPN-PDU-I05-08	8 IEC (VDE) sockets Italian Plug 16A
WPN-PDU-G05-08	8 IEC (VDE) sockets Schuko Plug 16A

MULTIPLE SOCKET POWER



2P Circuit Breaker



Combo Socket
Schuko - Italian 10/16A
45° angled



Protections

- › 2P circuit breaker 1A/60A with safety cover
- › Child Protection

MULTIPLE SOCKET WITH MAGNETOTHERMIC SWITCH

Size (Width)	1U
Cable	H05VV-F 3G 1,5 mm ² - 2 m
Material	Aluminium
Colour	Black
Max. voltage	250V
Max. power	3500W
Max. operating temp. range	0° C to 55° C
Relative humidity	5% to 95%
Mounting method	Universal mounting brackets
Certifications	CE / RoHS



Italian Plug



Schuko Plug

CODE	DESCRIPTION
WPN-PDU-I02-06	6 Universal Schuko sockets Italian Plug 16A
WPN-PDU-G02-06	6 Universal Schuko sockets Schuko Plug 16A



2P Circuit Breaker



Combo Socket
Schuko - Italian 10/16A
45° angled



Protections

- › 2P circuit breaker 1A/60A with safety cover
- › Child Protection

MULTIPLE SOCKET WITH MAGNETOTHERMIC SWITCH

Montaggio verticale, compatibile con armadi da pavimento

Size (Width)	1U
Cable	H05VV-F 3G 1,5 mm ² - 2 m
Material	Aluminium
Colour	Black
Max. voltage	250V
Max. power	3500W
Max. operating temp. range	0° C to 55° C
Relative humidity	5% to 95%
Mounting method	Universal mounting brackets
Certifications	CE / RoHS





Italian Plug



Schuko Plug

CODE	DESCRIPTION
WPN-PDU-I02-12	12 Universal Schuko sockets Italian Plug 16A
WPN-PDU-G02-12	12 Universal Schuko sockets Schuko Plug 16A





FIBER OPTIC

Fiber optic cables are used anywhere where large quantities of data need to be transmitted quickly and reliably. They offer better transmission at a higher bandwidth, produce no background noise during phone calls and guarantee security against interception.

The **WP Cabling® Fiber Optic Patch Cables** and related components provide high quality connections, from telecommunication rooms to data centers. Our fiber optic patch cables meet the highest quality standards for building reliable and low maintenance networks.

FIBER OPTIC PATCH CABLES CABLING

9/125	Singlemode	OS1/2	up to 100 Gbit/s / 40 km
62,5/125	Multimode	OM1	up to 1 Gbit/s / 300 m
50/125	Multimode	OM2	up to 1 Gbit/s / 500 m
50/125	Multimode	OM3	up to 10 Gbit/s / 500 m
50/125	Multimode	OM4	up to 40 Gbit/s / 125 m



DUPLEX JUMPER 9/125 μ SINGLEMODE

- › **Fiber** I-VH 2G 9/125 μ OS1/2
- › **Jacket** LSZH, yellow, 3,0 mm Ø
- › **Application** up to 100 Gbit/s / 40 km
- › **Standard** DIN EN 50173-1 and IEC/ISO 11801



Mt	LC-LC	SC-SC	ST-ST	LC-SC	LC-ST	ST-SC
0.5	WPC-FP0-9LCLC-005	WPC-FP0-9SCSC-005	WPC-FP0-9STST-005	WPC-FP0-9LCSC-005	WPC-FP0-9LCST-005	WPC-FP0-9STSC-005
1.0	WPC-FP0-9LCLC-010	WPC-FP0-9SCSC-010	WPC-FP0-9STST-010	WPC-FP0-9LCSC-010	WPC-FP0-9LCST-010	WPC-FP0-9STSC-010
2.0	WPC-FP0-9LCLC-020	WPC-FP0-9SCSC-020	WPC-FP0-9STST-020	WPC-FP0-9LCSC-020	WPC-FP0-9LCST-020	WPC-FP0-9STSC-020
3.0	WPC-FP0-9LCLC-030	WPC-FP0-9SCSC-030	WPC-FP0-9STST-030	WPC-FP0-9LCSC-030	WPC-FP0-9LCST-030	WPC-FP0-9STSC-030
5.0	WPC-FP0-9LCLC-050	WPC-FP0-9SCSC-050	WPC-FP0-9STST-050	WPC-FP0-9LCSC-050	WPC-FP0-9LCST-050	WPC-FP0-9STSC-050
7.5	WPC-FP0-9LCLC-075	WPC-FP0-9SCSC-075	WPC-FP0-9STST-075	WPC-FP0-9LCSC-075	WPC-FP0-9LCST-075	WPC-FP0-9STSC-075
10.0	WPC-FP0-9LCLC-100	WPC-FP0-9SCSC-100	WPC-FP0-9STST-100	WPC-FP0-9LCSC-100	WPC-FP0-9LCST-100	WPC-FP0-9STSC-100

DUPLEX JUMPER 62,5/125 μ MULTIMODE

- › **Fiber** I-VH 2G 62,5/125 μ OM1
- › **Jacket** LSZH, orange, 3,0 mm Ø
- › **Application** up to 1 Gbit/s / 300 m
- › **Standard** DIN EN 50173-1 and IEC/ISO 11801



Mt	LC-LC	SC-SC	ST-ST	LC-SC	LC-ST	ST-SC
0.5	WPC-FP1-6LCLC-005	WPC-FP1-6SCSC-005	WPC-FP1-6STST-005	WPC-FP1-6LCSC-005	WPC-FP1-6LCST-005	WPC-FP1-6STSC-005
1.0	WPC-FP1-6LCLC-010	WPC-FP1-6SCSC-010	WPC-FP1-6STST-010	WPC-FP1-6LCSC-010	WPC-FP1-6LCST-010	WPC-FP1-6STSC-010
2.0	WPC-FP1-6LCLC-020	WPC-FP1-6SCSC-020	WPC-FP1-6STST-020	WPC-FP1-6LCSC-020	WPC-FP1-6LCST-020	WPC-FP1-6STSC-020
3.0	WPC-FP1-6LCLC-030	WPC-FP1-6SCSC-030	WPC-FP1-6STST-030	WPC-FP1-6LCSC-030	WPC-FP1-6LCST-030	WPC-FP1-6STSC-030
5.0	WPC-FP1-6LCLC-050	WPC-FP1-6SCSC-050	WPC-FP1-6STST-050	WPC-FP1-6LCSC-050	WPC-FP1-6LCST-050	WPC-FP1-6STSC-050
7.5	WPC-FP1-6LCLC-075	WPC-FP1-6SCSC-075	WPC-FP1-6STST-075	WPC-FP1-6LCSC-075	WPC-FP1-6LCST-075	WPC-FP1-6STSC-075
10.0	WPC-FP1-6LCLC-100	WPC-FP1-6SCSC-100	WPC-FP1-6STST-100	WPC-FP1-6LCSC-100	WPC-FP1-6LCST-100	WPC-FP1-6STSC-100

FIBER OPTIC PATCH CABLES

DUPLEX JUMPER 50/125 μ MULTIMODE

- › **Fiber** I-VH 2G 50/125 μ OM2
- › **Jacket** LSZH, orange, 3,0 mm Ø
- › **Application** up to 1 Gbit/s / 500 m
- › **Standard** DIN EN 50173-1 and IEC/ISO 11801



Mt	LC-LC	SC-SC	ST-ST	LC-SC	LC-ST	ST-SC
0.5	WPC-FP2-5LCCLC-005	WPC-FP2-5SCSC-005	WPC-FP2-5STST-005	WPC-FP2-5LCSC-005	WPC-FP2-5LCST-005	WPC-FP2-5STSC-005
1.0	WPC-FP2-5LCCLC-010	WPC-FP2-5SCSC-010	WPC-FP2-5STST-010	WPC-FP2-5LCSC-010	WPC-FP2-5LCST-010	WPC-FP2-5STSC-010
2.0	WPC-FP2-5LCCLC-020	WPC-FP2-5SCSC-020	WPC-FP2-5STST-020	WPC-FP2-5LCSC-020	WPC-FP2-5LCST-020	WPC-FP2-5STSC-020
3.0	WPC-FP2-5LCCLC-030	WPC-FP2-5SCSC-030	WPC-FP2-5STST-030	WPC-FP2-5LCSC-030	WPC-FP2-5LCST-030	WPC-FP2-5STSC-030
5.0	WPC-FP2-5LCCLC-050	WPC-FP2-5SCSC-050	WPC-FP2-5STST-050	WPC-FP2-5LCSC-050	WPC-FP2-5LCST-050	WPC-FP2-5STSC-050
7.5	WPC-FP2-5LCCLC-075	WPC-FP2-5SCSC-075	WPC-FP2-5STST-075	WPC-FP2-5LCSC-075	WPC-FP2-5LCST-075	WPC-FP2-5STSC-075
10.0	WPC-FP2-5LCCLC-100	WPC-FP2-5SCSC-100	WPC-FP2-5STST-100	WPC-FP2-5LCSC-100	WPC-FP2-5LCST-100	WPC-FP2-5STSC-100

DUPLEX JUMPER 50/125 μ MULTIMODE

- › **Fiber** I-VH 2G 50/125 μ OM3
- › **Jacket** LSZH, aqua, 3,0 mm Ø
- › **Application** up to 10 Gbit/s / 500 m
- › **Standard** DIN EN 50173-1 and IEC/ISO 11801



Mt	LC-LC	SC-SC	ST-ST	LC-SC	LC-ST	ST-SC
0.5	WPC-FP3-5LCCLC-005	WPC-FP3-5SCSC-005	WPC-FP3-5STST-005	WPC-FP3-5LCSC-005	WPC-FP3-5LCST-005	WPC-FP3-5STSC-005
1.0	WPC-FP3-5LCCLC-010	WPC-FP3-5SCSC-010	WPC-FP3-5STST-010	WPC-FP3-5LCSC-010	WPC-FP3-5LCST-010	WPC-FP3-5STSC-010
2.0	WPC-FP3-5LCCLC-020	WPC-FP3-5SCSC-020	WPC-FP3-5STST-020	WPC-FP3-5LCSC-020	WPC-FP3-5LCST-020	WPC-FP3-5STSC-020
3.0	WPC-FP3-5LCCLC-030	WPC-FP3-5SCSC-030	WPC-FP3-5STST-030	WPC-FP3-5LCSC-030	WPC-FP3-5LCST-030	WPC-FP3-5STSC-030
5.0	WPC-FP3-5LCCLC-050	WPC-FP3-5SCSC-050	WPC-FP3-5STST-050	WPC-FP3-5LCSC-050	WPC-FP3-5LCST-050	WPC-FP3-5STSC-050
7.5	WPC-FP3-5LCCLC-075	WPC-FP3-5SCSC-075	WPC-FP3-5STST-075	WPC-FP3-5LCSC-075	WPC-FP3-5LCST-075	WPC-FP3-5STSC-075
10.0	WPC-FP3-5LCCLC-100	WPC-FP3-5SCSC-100	WPC-FP3-5STST-100	WPC-FP3-5LCSC-100	WPC-FP3-5LCST-100	WPC-FP3-5STSC-100

DUPLEX JUMPER 50/125 μ MULTIMODE

- › **Fiber** I-VH 2G 50/125 μ OM4
- › **Jacket** LSZH, violet, 3,0 mm Ø
- › **Application** up to 40 Gbit/s / 125 m
- › **Standard** DIN EN 50173-1 and IEC/ISO 11801




Mt	LC-LC	SC-SC	ST-ST	LC-SC	LC-ST	ST-SC
0.5	WPC-FP4-5LCCLC-005	WPC-FP4-5SCSC-005	---	---	WPC-FP4-5LCST-005	WPC-FP4-5STSC-005
1.0	WPC-FP4-5LCCLC-010	WPC-FP4-5SCSC-010	---	---	WPC-FP4-5LCST-010	WPC-FP4-5STSC-010
2.0	WPC-FP4-5LCCLC-020	WPC-FP4-5SCSC-020	---	---	WPC-FP4-5LCST-020	WPC-FP4-5STSC-020
3.0	WPC-FP4-5LCCLC-030	WPC-FP4-5SCSC-030	---	---	WPC-FP4-5LCST-030	WPC-FP4-5STSC-030
5.0	WPC-FP4-5LCCLC-050	WPC-FP4-5SCSC-050	---	---	WPC-FP4-5LCST-050	WPC-FP4-5STSC-050
7.5	WPC-FP4-5LCCLC-075	WPC-FP4-5SCSC-075	---	---	WPC-FP4-5LCST-075	WPC-FP4-5STSC-075
10.0	WPC-FP4-5LCCLC-100	WPC-FP4-5SCSC-100	---	---	WPC-FP4-5LCST-100	WPC-FP4-5STSC-100

FIBER OPTIC PATCH CABLES

FIBER PIGTAIL

- › Operating temperature: -25° C / +80° C
- › Storage temperature: -20° C / +65° C
- › Insertion loss (db): max. 0,4
- › Zirconia ceramic ferrule
- › Secondary coating dimensions: Ø 0,9 ± 0,1 mm
- › Cable jacket LSZH
- › Tight buffer
- › Length: 2 m



CODE	DESCRIPTION
WPC-FI0-9SCA-020	OS2 Simplex Pigtail, SC (APC) 09/125μ, yellow
WPC-FI0-9SC-020	OS2 Simplex Pigtail, SC 09/125μ, yellow
WPC-FI2-5SC-020	OM2 Simplex Pigtail, SC 50/125μ, orange
WPC-FI3-5SC-020	OM3 Simplex Pigtail, SC 50/125μ, light blue
WPC-FI4-5SC-020	OM4 Simplex Pigtail, SC 50/125μ, purple
WPC-FI0-9LC-020	OS2 Simplex Pigtail, LC 9/125μ, yellow
WPC-FI2-5LC-020	OM2 Simplex Pigtail, LC 50/125μ, orange
WPC-FI3-5LC-020	OM3 Simplex Pigtail, LC 50/125μ, light blue
WPC-FI4-5LC-020	OM4 Simplex Pigtail, LC 50/125μ, purple

MODULAR FIBER OPTIC SPLICE BOX CABLING

MODULAR FIBER OPTIC **SPLICE BOX**, 1U

- › Unassembled, without front panel
- › Carrier housing made of 1,5 mm sheet steel, varnished
- › 2 cable entries
- › Fiber cable management system
- › Width 435 mm, depth 204 mm
- › Height 1 U
- › Colour Black (RAL 9005)



CODE	DESCRIPTION
WPC-FPP-B1U-B	1U without front panel Black RAL 9005

FRONT PANELS



CODE	DESCRIPTION
WPC-FPP-P0112-B	LC Duplex/SC Simplex 12 ports, Black RAL 9005



CODE	DESCRIPTION
WPC-FPP-P0124-B	LC Duplex/SC Simplex 24 ports, Black RAL 9005



CODE	DESCRIPTION
WPC-FPP-P0212-B	SC Duplex 12 ports, Black RAL 9005



CODE	DESCRIPTION
WPC-FPP-P0224-B	SC Duplex 24 ports, Black RAL 9005



CODE	DESCRIPTION
WPC-FPP-P0312-B	ST Simplex 12 ports, Black RAL 9005



CODE	DESCRIPTION
WPC-FPP-P0324-B	ST Simplex 24 ports, Black RAL 9005

FIBER OPTIC ADAPTERS CABLING

ADAPTER SINGLEMODE ST-ST, SIMPLEX




CODE	DESCRIPTION
WPC-FA0-ST01	ST-ST Adapter, Singlemode, Metal housing

ADAPTER SINGLEMODE SC-SC OS2, SIMPLEX



CODE	DESCRIPTION
WPC-FA0-SC0100	SC-SC OS2 Adapter, Singlemode, Plastic housing

ADAPTER SINGLEMODE SC-SC OS2, DUPLEX



CODE	DESCRIPTION
WPC-FA0-SC0101	SC-SC OS2 Adapter, Singlemode, Plastic housing

ADAPTER SINGLEMODE LC-LC OS2, DUPLEX



CODE	DESCRIPTION
WPC-FA0-LC0101	LC-LC OS2 Adapter, Singlemode, Plastic housing

ADAPTER MULTIMODE ST-ST, SIMPLEX



CODE	DESCRIPTION
WPC-FA0-ST02	ST-ST Adapter, Multimode, Metal housing

ADAPTER MULTIMODE SC-SC OM2, DUPLEX



CODE	DESCRIPTION
WPC-FA2-SC0201	SC-SC OM2 Adapter, Multimode, Plastic housing


ADAPTER MULTIMODE LC-LC OM2, DUPLEX



CODE	DESCRIPTION
WPC-FA2-LC0201	LC-LC OM2 Adapter, Multimode, Plastic housing

FIBER OPTIC ADAPTERS

ADAPTER MULTIMODE SC-SC OM3, DUPLEX



CODE	DESCRIPTION
WPC-FA3-SC0200	SC-SC OM3 Adapter, Multimode, Plastic housing

ADAPTER MULTIMODE SC-SC OM3, DUPLEX



CODE	DESCRIPTION
WPC-FA3-SC0201	SC-SC OM3 Adapter, Multimode, Plastic housing

ADAPTER MULTIMODE LC-LC OM3, DUPLEX



CODE	DESCRIPTION
WPC-FA3-LC0201	LC-LC OM3 Adapter, Multimode, Plastic housing

ADAPTER MULTIMODE SC-SC OM4, SIMPLEX



CODE	DESCRIPTION
WPC-FA4-SC0200	SC-SC OM4 Adapter, Multimode, Plastic housing

ADAPTER MULTIMODE SC-SC OM4, DUPLEX



CODE	DESCRIPTION
WPC-FA4-SC0201	SC-SC OM4 Adapter, Multimode, Plastic housing

ADAPTER MULTIMODE LC-LC OM4, DUPLEX



CODE	DESCRIPTION
WPC-FA4-LC0201	LC-LC OM4 Adapter, Multimode, Plastic housing

DIN RAIL FIBER OPTIC PATCH PANEL



Industrial Din-Rail mount fiber patch panels are designed for either to support direct termination or fusion splicing of the fibers. The materials used for the fiber patch panels is of high quality anodized aluminium making it light weight and compact in size. Features designed to save space especially when mounted within enclosures or cabinet with other din rail equipment. The cable entry is from the bottom or top of the enclosure which allows two cables to be secured using the cable gland.

The Din-Rail mountable fiber optic patch panel solve many of the problems installers and integrators have faced when trying to adapt a conventional fiber optic patch panel for use in power, control, SCADA and/or industrial cabinets. The compact size of the Din-Rail patch panel saves space especially when it is mounted within enclosures or cabinet with other din rail mount equipment. This solution keeps the patching in close proximity to the active equipment it serves and minimises cable connectivity in the cabinet.

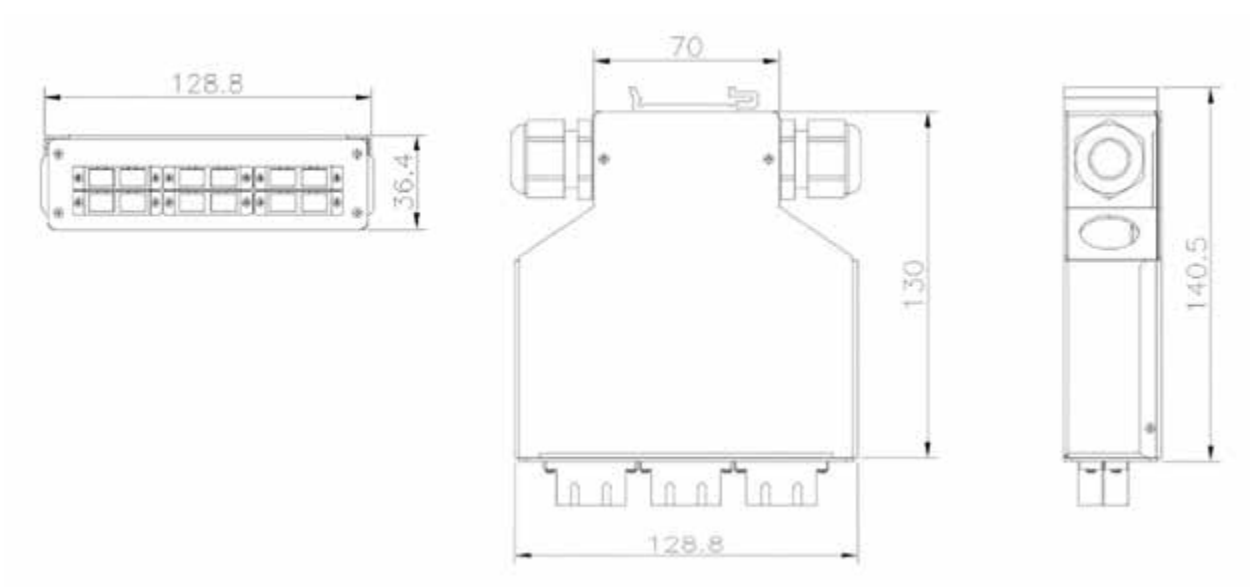
The fiber patch panel can be loaded with SC duplex/simplex or LC duplex adapters. The fully loaded fiber patch panel support termination up to 12 fibers.

DETAILS

- › Dimension: (HxWxD) 128,8x36x140,5 mm
- › 2 frontal panels are included, 6core SC duplex and 6core SC simplex / LC duplex
- › Aluminium, electrostatic painting
- › Splicing module of 12 fibers inside
- › Integrated junction for 12 splitters
- › Horizontal and vertical mounting on DIN rail bracket
- › Cable entry from bottom or upper side, 90° or 45°
- › PG16 latch protection for cable entry from 6 to 13 mm and Kevlar locking-screw
- › 2 pcs cable entry/exit ports; 12 pcs pigtail entry/exit ports



DIN RAIL FIBER OPTIC PATCH PANEL



CODE	DESCRIPTION
WPC-FPB-06-G	Din-Rail mount fiber patch panels with 6SC simplex/LC duplex and 6SC duplex front panel without adapters, Grey RAL 7035





COPPER COMPONENTS

Network cables and components must be choosed correctly, in order to obtain the maximum efficiency in all application of use.


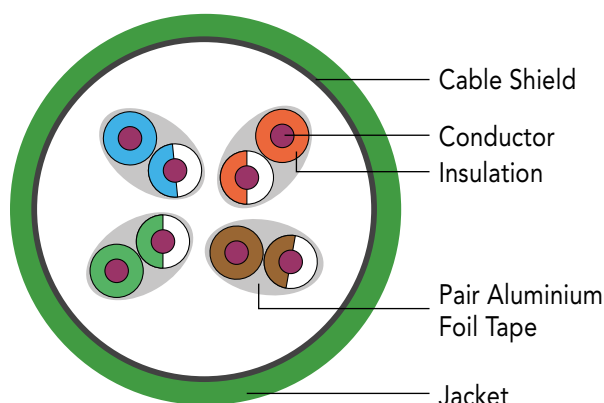
Copper wiring benefits are many: high conductivity, flexibility, high melting point, long-term compatibility and a quick and easy installation.

WP Cabling® offers a wide range of patch cables as well as **keystone modules, couplers, plug-in connectors, tools and testers** guaranteeing reliable solutions and the highest performances in any field.

PATCH CABLES 6a S-FTP CABLING

COPPER PATCH CABLE CAT. 6A S-FTP

- › Jacket LSZH
- › Structure 4x2 AWG 26/7, twisted pair
- › Conductor CU
- › Shielding S-FTP, PIMF pairs in metal foil and braid shielding
- › Configuration 1:1


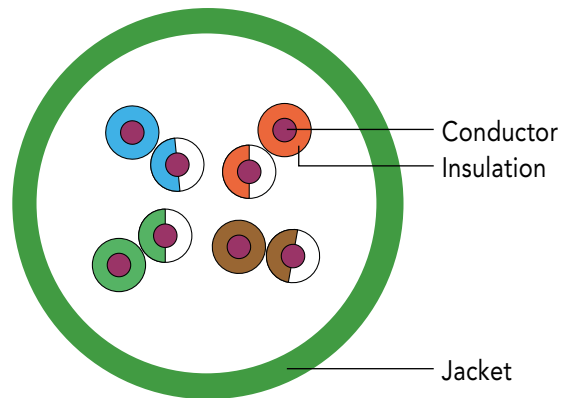


Mt	GREY	RED	BLUE	YELLOW
0.2	WPC-PAT-6ASF002	WPC-PAT-6ASF002R	WPC-PAT-6ASF002B	WPC-PAT-6ASF002Y
0.5	WPC-PAT-6ASF005	WPC-PAT-6ASF005R	WPC-PAT-6ASF005B	WPC-PAT-6ASF005Y
1.0	WPC-PAT-6ASF010	WPC-PAT-6ASF010R	WPC-PAT-6ASF010B	WPC-PAT-6ASF010Y
2.0	WPC-PAT-6ASF020	WPC-PAT-6ASF020R	WPC-PAT-6ASF020B	WPC-PAT-6ASF020Y
3.0	WPC-PAT-6ASF030	WPC-PAT-6ASF030R	WPC-PAT-6ASF030B	WPC-PAT-6ASF030Y
5.0	WPC-PAT-6ASF050	WPC-PAT-6ASF050R	WPC-PAT-6ASF050B	WPC-PAT-6ASF050Y
7.0	WPC-PAT-6ASF070	---	---	---
10.0	WPC-PAT-6ASF100	---	---	---
15.0	WPC-PAT-6ASF150	---	---	---
20.0	WPC-PAT-6ASF200	---	---	---
30.0	WPC-PAT-6ASF300	---	---	---

PATCH CABLES 6a U-UTP CABLING

COPPER PATCH CABLE CAT. 6A U-UTP

- › Jacket LSZH
- › Structure 4x2 AWG 26/7, twisted pair
- › Conductor CU
- › Shielding U-UTP, unshielded
- › Configuration 1:1

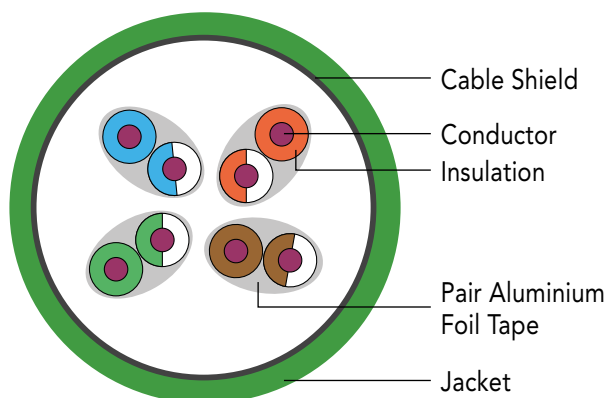


Mt	GREY	RED	BLUE	YELLOW
0.2	WPC-PAT-6AU002	WPC-PAT-6AU002R	WPC-PAT-6AU002B	WPC-PAT-6AU002Y
0.5	WPC-PAT-6AU005	WPC-PAT-6AU005R	WPC-PAT-6AU005B	WPC-PAT-6AU005Y
1.0	WPC-PAT-6AU010	WPC-PAT-6AU010R	WPC-PAT-6AU010B	WPC-PAT-6AU010Y
2.0	WPC-PAT-6AU020	WPC-PAT-6AU020R	WPC-PAT-6AU020B	WPC-PAT-6AU020Y
3.0	WPC-PAT-6AU030	WPC-PAT-6AU030R	WPC-PAT-6AU030B	WPC-PAT-6AU030Y
5.0	WPC-PAT-6AU050	WPC-PAT-6AU050R	WPC-PAT-6AU050B	WPC-PAT-6AU050Y
7.0	WPC-PAT-6AU070	---	---	---
10.0	WPC-PAT-6AU100	---	---	---
15.0	WPC-PAT-6AU150	---	---	---
20.0	WPC-PAT-6AU200	---	---	---
30.0	WPC-PAT-6AU300	---	---	---

PATCH CABLES 6 S-FTP CABLING

COPPER PATCH CABLE CAT.6 S-FTP

- › Boots Snag-free with strain relief
- › Jacket LSZH
- › Structure 4x2 AWG 28/7, twisted pair
- › Conductor CU
- › Shielding S-FTP, PIMF pairs in metal foil and braid shielding
- › Configuration 1:1


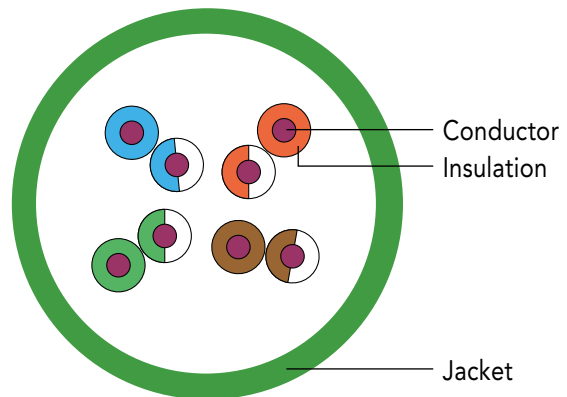


Mt	GREY	RED	BLUE	GREEN	YELLOW	WHITE	BLACK
0.2	WPC-PAT-6SF002	WPC-PAT-6SF002R	WPC-PAT-6SF002B	WPC-PAT-6SF002G	WPC-PAT-6SF002Y	WPC-PAT-6SF002W	WPC-PAT-6SF002BL
0.5	WPC-PAT-6SF005	WPC-PAT-6SF005R	WPC-PAT-6SF005B	WPC-PAT-6SF005G	WPC-PAT-6SF005Y	WPC-PAT-6SF005W	WPC-PAT-6SF005BL
1.0	WPC-PAT-6SF010	WPC-PAT-6SF010R	WPC-PAT-6SF010B	WPC-PAT-6SF010G	WPC-PAT-6SF010Y	WPC-PAT-6SF010W	WPC-PAT-6SF010BL
2.0	WPC-PAT-6SF020	WPC-PAT-6SF020R	WPC-PAT-6SF020B	WPC-PAT-6SF020G	WPC-PAT-6SF020Y	WPC-PAT-6SF020W	WPC-PAT-6SF020BL
3.0	WPC-PAT-6SF030	WPC-PAT-6SF030R	WPC-PAT-6SF030B	WPC-PAT-6SF030G	WPC-PAT-6SF030Y	WPC-PAT-6SF030W	WPC-PAT-6SF030BL
5.0	WPC-PAT-6SF050	WPC-PAT-6SF050R	WPC-PAT-6SF050B	WPC-PAT-6SF050G	WPC-PAT-6SF050Y	WPC-PAT-6SF050W	WPC-PAT-6SF050BL
7.0	WPC-PAT-6SF070	WPC-PAT-6SF070R	WPC-PAT-6SF070B	WPC-PAT-6SF070G	WPC-PAT-6SF070Y	WPC-PAT-6SF070W	WPC-PAT-6SF070BL
10.0	WPC-PAT-6SF100	WPC-PAT-6SF100R	WPC-PAT-6SF100B	WPC-PAT-6SF100G	WPC-PAT-6SF100Y	WPC-PAT-6SF100W	WPC-PAT-6SF100BL
15.0	WPC-PAT-6SF150	WPC-PAT-6SF150R	WPC-PAT-6SF150B	WPC-PAT-6SF150G	WPC-PAT-6SF150Y	WPC-PAT-6SF150W	WPC-PAT-6SF150BL
20.0	WPC-PAT-6SF200	WPC-PAT-6SF200R	WPC-PAT-6SF200B	WPC-PAT-6SF200G	WPC-PAT-6SF200Y	WPC-PAT-6SF200W	WPC-PAT-6SF200BL
30.0	WPC-PAT-6SF300	WPC-PAT-6SF300R	WPC-PAT-6SF300B	WPC-PAT-6SF300G	WPC-PAT-6SF300Y	WPC-PAT-6SF300W	WPC-PAT-6SF300BL

PATCH CABLES 6 U-UTP CABLING

COPPER PATCH CABLE CAT.6 U-UTP

- › **Boots** Snag-free with strain relief
- › **Jacket** PVC
- › **Structure** 4x2 AWG 26/7, twisted pair
- › **Conductor** CU
- › **Shielding** U-UTP, unshielded
- › **Configuration** 1:1

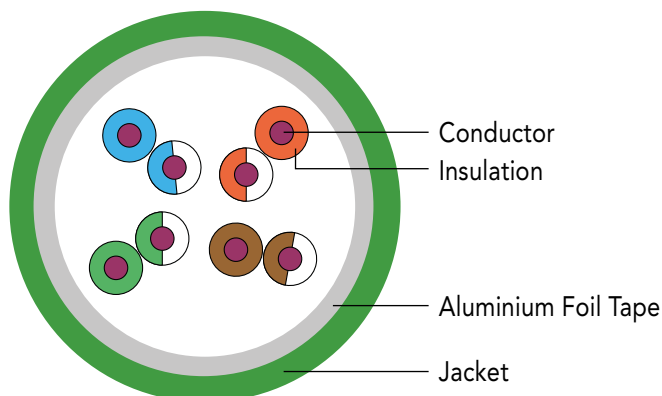


Mt	GREY	RED	BLUE	GREEN	YELLOW	WHITE	BLACK
0.2	WPC-PAT-6U002	WPC-PAT-6U002R	WPC-PAT-6U002B	WPC-PAT-6U002G	WPC-PAT-6U002Y	WPC-PAT-6U002W	WPC-PAT-6U002BL
0.5	WPC-PAT-6U005	WPC-PAT-6U005R	WPC-PAT-6U005B	WPC-PAT-6U005G	WPC-PAT-6U005Y	WPC-PAT-6U005W	WPC-PAT-6U005BL
1.0	WPC-PAT-6U010	WPC-PAT-6U010R	WPC-PAT-6U010B	WPC-PAT-6U010G	WPC-PAT-6U010Y	WPC-PAT-6U010W	WPC-PAT-6U010BL
2.0	WPC-PAT-6U020	WPC-PAT-6U020R	WPC-PAT-6U020B	WPC-PAT-6U020G	WPC-PAT-6U020Y	WPC-PAT-6U020W	WPC-PAT-6U020BL
3.0	WPC-PAT-6U030	WPC-PAT-6U030R	WPC-PAT-6U030B	WPC-PAT-6U030G	WPC-PAT-6U030Y	WPC-PAT-6U030W	WPC-PAT-6U030BL
5.0	WPC-PAT-6U050	WPC-PAT-6U050R	WPC-PAT-6U050B	WPC-PAT-6U050G	WPC-PAT-6U050Y	WPC-PAT-6U050W	WPC-PAT-6U050BL
7.0	WPC-PAT-6U070	---	---	---	---	---	---
10.0	WPC-PAT-6U100	---	---	---	---	---	---
15.0	WPC-PAT-6U150	---	---	---	---	---	---
20.0	WPC-PAT-6U200	---	---	---	---	---	---

PATCH CABLES 5e F-UTP CABLING

COPPER PATCH CABLE CAT. 5E F-UTP

- › Boots Snag-free with strain relief
- › Jacket PVC
- › Structure 4x2 AWG 26/7, twisted pair
- › Conductor CU
- › Shielding F-UTP, foil shielding
- › Configuration 1:1



Mt	GREY	RED	BLUE	GREEN	YELLOW	WHITE	BLACK
0.5	WPC-PAT-5F005	WPC-PAT-5F005R	WPC-PAT-5F005B	WPC-PAT-5F005G	WPC-PAT-5F005Y	WPC-PAT-5F005W	WPC-PAT-5F005BL
1.0	WPC-PAT-5F010	WPC-PAT-5F010R	WPC-PAT-5F010B	WPC-PAT-5F010G	WPC-PAT-5F010Y	WPC-PAT-5F010W	WPC-PAT-5F010BL
2.0	WPC-PAT-5F020	WPC-PAT-5F020R	WPC-PAT-5F020B	WPC-PAT-5F020G	WPC-PAT-5F020Y	WPC-PAT-5F020W	WPC-PAT-5F020BL
3.0	WPC-PAT-5F030	WPC-PAT-5F030R	WPC-PAT-5F030B	WPC-PAT-5F030G	WPC-PAT-5F030Y	WPC-PAT-5F030W	WPC-PAT-5F030BL
5.0	WPC-PAT-5F050	WPC-PAT-5F050R	WPC-PAT-5F050B	WPC-PAT-5F050G	WPC-PAT-5F050Y	WPC-PAT-5F050W	WPC-PAT-5F050BL
7.0	WPC-PAT-5F070	---	---	---	---	---	---
10.0	WPC-PAT-5F100	---	---	---	---	---	---
15.0	WPC-PAT-5F150	---	---	---	---	---	---
20.0	WPC-PAT-5F200	---	---	---	---	---	---
30.0	WPC-PAT-5F300	---	---	---	---	---	---

NETWORK PATCH CABLE CAT. 5E F-UTP CROSSOVER



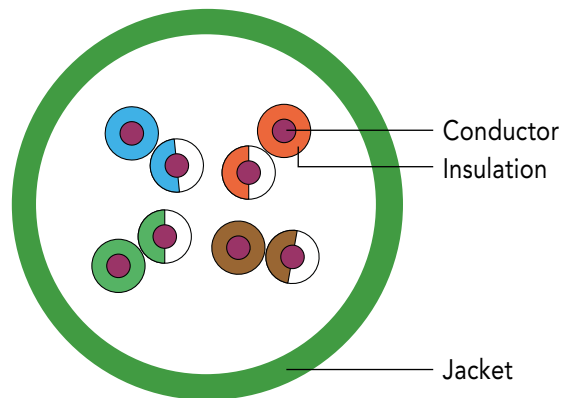
Mt	GREY
1.0	WPC-PAT-5F010-CRO
2.0	WPC-PAT-5F020-CRO
3.0	WPC-PAT-5F030-CRO
5.0	WPC-PAT-5F050-CRO
7.0	WPC-PAT-5F070-CRO
10.0	WPC-PAT-5F100-CRO



PATCH CABLES 5e U-UTP CABLING

COPPER PATCH CABLE CAT.5E U-UTP

- › Boots Snag-free with strain relief
- › Jacket PVC
- › Structure 4x2 AWG 26/7, twisted pair
- › Conductor Rame
- › Shielding U-UTP, unshielded
- › Configuration 1:1



**Cat.
5e**

**Shielding
U-UTP**

**AWG
26/7**

PVC
polyvinyl
chloride



Mt	GREY	RED	BLUE	GREEN	YELLOW	WHITE	BLACK
0.5	WPC-PAT-5U005	WPC-PAT-5U005R	WPC-PAT-5U005B	WPC-PAT-5U005G	WPC-PAT-5U005Y	WPC-PAT-5U005W	WPC-PAT-5U005BL
1.0	WPC-PAT-5U010	WPC-PAT-5U010R	WPC-PAT-5U010B	WPC-PAT-5U010G	WPC-PAT-5U010Y	WPC-PAT-5U010W	WPC-PAT-5U010BL
2.0	WPC-PAT-5U020	WPC-PAT-5U020R	WPC-PAT-5U020B	WPC-PAT-5U020G	WPC-PAT-5U020Y	WPC-PAT-5U020W	WPC-PAT-5U020BL
3.0	WPC-PAT-5U030	WPC-PAT-5U030R	WPC-PAT-5U030B	WPC-PAT-5U030G	WPC-PAT-5U030Y	WPC-PAT-5U030W	WPC-PAT-5U030BL
5.0	WPC-PAT-5U050	WPC-PAT-5U050R	WPC-PAT-5U050B	WPC-PAT-5U050G	WPC-PAT-5U050Y	WPC-PAT-5U050W	WPC-PAT-5U050BL
7.0	WPC-PAT-5U070	---	---	---	---	---	---
10.0	WPC-PAT-5U100	---	---	---	---	---	---
15.0	WPC-PAT-5U150	---	---	---	---	---	---
20.0	WPC-PAT-5U200	---	---	---	---	---	---
30.0	WPC-PAT-5U300	---	---	---	---	---	---

PATCH PANELS CABLING

UTP 19" PATCH PANEL 24 RJ45 PORTS UNSHIELDED - WITH CABLE MANAGEMENT

- › ISO/IEC 11801 and EN 50173
- › Cable installation via LSA strips
- › Colour codes based on EIA/TIA 568 A & B
- › Suitable for 483 mm (19") rack mount
- › Material housing: SECC, 1,5 mm
- › Removable cable management for fixing the cables with cable ties



CODE	DESCRIPTION
WPC-PAN-6AU-24	Cat. 6a UTP 1U Black
WPC-PAN-6U-24	Cat. 6 UTP 1U Black
WPC-PAN-5U-24	Cat. 5e UTP 1U Black

STP 19" PATCH PANEL 24 RJ45 PORTS SHIELDED

- › ISO/IEC 11801 and EN 50173
- › Cable installation via LSA strips
- › Colour codes based on EIA/TIA 568 A & B
- › Suitable for 483 mm (19") rack mount
- › Material housing: SECC, 1,5 mm



CODE	DESCRIPTION
WPC-PAN-6AF-24	Cat. 6a STP 1U Black
WPC-PAN-6F-24	Cat. 6 STP 1U Black
WPC-PAN-5F-24	Cat. 5e STP 1U Black

HIGH DENSITY 19" PATCH PANEL 48 RJ45 PORTS SHIELDED

- › ISO/IEC 11801 and EN 50173
- › Cable installation via LSA strips
- › Colour codes based on EIA/TIA 568 A & B
- › Suitable for 483 mm (19") Rack Mount
- › Material housing: SECC, 1,5 mm



CODE	DESCRIPTION
WPC-PAN-5U-48HD	Cat. 5e UTP 1U Black
WPC-PAN-6U-48HD	Cat. 6 UTP 1U Black

HIGH DENSITY 19" PATCH PANEL 24 PORTS RJ45 UNSHIELDED

- › ISO/IEC 11801 and EN 501733
- › Cable installation via LSA strips
- › Color codes based on EIA/TIA 568 A & B
- › Suitable for 483 mm (19) Rack Mount
- › Material housing: SECC, 1,5 mm



CODE	DESCRIPTION
WPC-PAN-6U-24HD	Cat. 6 UTP 0,5 U Black

PATCH PANELS

BLANK PATCH PANEL 24 PORTS

- › Universal - for RJ45 and Fibre Optic Modules
- › Suitable for 19" installation
- › Removable cable management for fixing the cables




CODE	DESCRIPTION
WPC-PAN-BU24	UTP 1U, Black
WPC-PAN-BS24	STP 1U, Black

ANGLED BLANK PATCH PANEL 24 PORTS

The angled UTP Patch Panel by WP CABLING Professional has been designed to reduce the overall dimensions of horizontal cable guides by exploiting the vertical cable management of the rack. Its angle facilitates the fixing of 12 cables to the left and the other 12 right sides.

- › Universal - for RJ45 and Fibre Optic Modules
- › Suitable for 19" installation
- › Removable cable management for fixing the cables




CODE	DESCRIPTION
WPC-PAN-BUA24	UTP 1U Black

MODULAR BLANK PATCH PANEL 24 PORTS

The UTP modular Patch Panel from WP CABLING Professional have been designed to facilitate a technical intervention on the keystone jacks even after the installation thanks to the removable modules from the front. It is divided into four 6-ports modules for a total of 24 ports and is compatible with WP Cabling Category 5e, 6 and 6a Jacks. A removable rear management tray with purposely designed cable tie positions, is supplied with each panel which is fitted without the need for any tools or fixings by simply snapping it into place.

- › Universal - for RJ45 and Fibre Optic Modules
- › Suitable for 19" installation
- › Removable cable management for fixing the cables

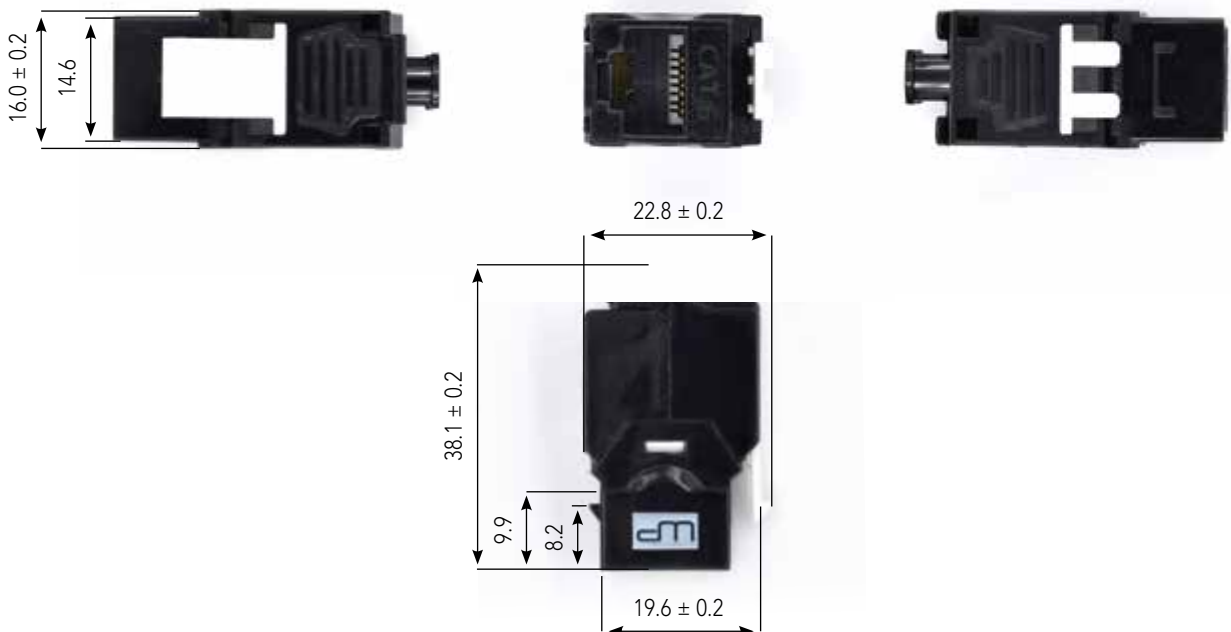


CODE	DESCRIPTION
WPC-PAN-BUP24	UTP 1U Black

KEYSTONE TOOL-LESS UTP-STP CABLAGGIO



The 180° UTP Keystone Module from WP CABLING Professional with tool less installation is one of the simplest methods of providing a high level of repeatable quality of fast termination. Termination is a quick and simple three stage process, prepare and position the pairs from each cable within the color-coded termination cap, once in place the termination cap is snapped onto the IDC block. The compact design allows the installation of 24 pieces in a row of 1U Patch Panels. Category 5e/6/6a are available in white or black color and only for Category 6 also blue, red and yellow color.



KEYSTONE TOOL-LESS UTP-STP

FEATURES

Electrical

- › Current Rating: 1.5 Amps
- › Insulation Resistance: $\geq 500 \text{ M}\Omega$
- › Contact Resistance: $\leq 10 \text{ M}\Omega$
- › DC Resistance: $\leq 0.1 \Omega$
- › DC/AC Volt Endurance: DC1000V/
AC750V 1min

Mechanical

- › Plug Insertion Life: ≥ 750 Cycles with
FCC COMPLIANT RJ-45 PLUG
- › Plug & Jack Contact Force: ≥ 100
Grams WITH FCC COMPLIANT RJ-45
PLUG
- › Plug Retention Force: $\geq 11 \text{ lbf}$
- › Durability: 200 termination cycles
- › Operating temperature: $-10^{\circ}\sim 60^{\circ} \text{ C}$
- › Operating humidity: 10%~90%RH
- › Storage temperature: -40° C to 68° C

Physicals


- › Plastic Parts: High impact flame
retardant plastic, UL 94V-0 rated
- › PCB: FR-4, 1,2 mm Thickness
- › Jack Wire: 0,35 mm Phosphor bronze
gold over nickel plating
- › IDC conductor: 0,5 mm Phosphor
bronze, tin-plating
- › Contact compatibility:
accommodates 26 TO 23AWG SOLID

15
years

› 15 years warranty

STANDARDS VERIFICATION

- › ANSI/TIA-568-C.2;
- › ISO/IEC 11801:2002/Amd.2:2010;
- › YD/T 926.3-2009;
- › ISO/IEC 60603-7 COMPLIANT;
- › RoHS directive 2002/95/EC compliant

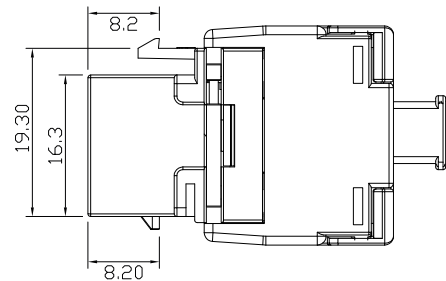
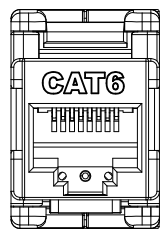


CATEGORIA	BLACK	WHITE	BLUE	RED	YELLOW	STP
5e	WPC-KEY-5UP-TL/BL	WPC-KEY-5UP-TL/W	---	---	---	---
6	WPC-KEY-6UP-TL/BL	WPC-KEY-6UP-TL/W	WPC-KEY-6UP-TL/B	WPC-KEY-6UP-TL/R	WPC-KEY-6UP-TL/Y	WPC-KEY-6SP-TL
6a	WPC-KEY-6AUP-TL/BL	WPC-KEY-6AUP-TL/W	WPC-KEY-6AUP-TL/B	WPC-KEY-6AUP-TL/R	WPC-KEY-6AUP-TL/Y	WPC-KEY-6ASP-TL

TOOL-LESS KEYSTONE CABLING

- › Tool-less cable installation via LSA stripes
- › Installation of cables on LSA strips, color coded according to EIA / TIA 568 A & B
- › Supplied with a dust cover

Operating temp. 0° to 70°
Housing material Polycarbonate
Contact material Phosphor Bronze Stamp



Cat.
5e

CAT. 5e

WPC-KEY-5U-TL/WH Keystone LSA Cat. 5e UTP - Tool-less | White



Cat.
6a

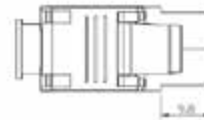
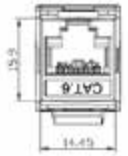
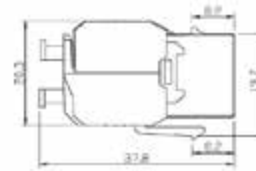
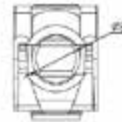
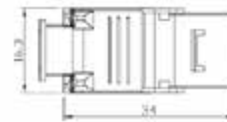
CAT. 6a

WPC-KEY-6AU-TL/WH Keystone LSA Cat. 6a UTP - Tool-less | White

TOOL-LESS KEYSTONE CABLING

- › Tool-less cable installation via LSA stripes
- › Installation of cables on LSA strips, color coded according to EIA / TIA 568 A & B
- › Supplied with a dust cover

Operating temp. 0° to 70°
 Housing material Polycarbonate
 Contact material Phosphor Bronze Stamp



Cat.
5e

CAT. 5e

WPC-KEY-5S-TL | Keystone LSA Cat. 5e STP - Tool-less | Silver



Cat.
6

CAT. 6

WPC-KEY-6S-TL | Keystone LSA Cat. 6 TP - Tool-less | Silver



Cat.
6a

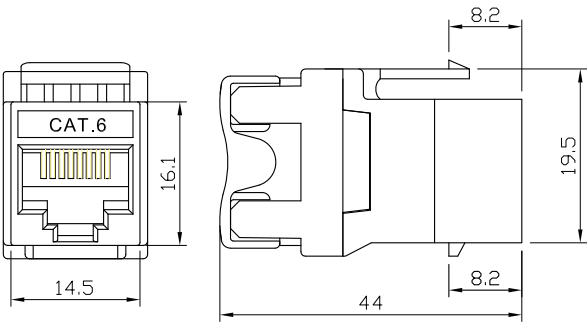
CAT. 6a

WPC-KEY-6AS-TL | Keystone LSA Cat. 6a STP - Tool-less | Silver

180° KEYSTONE CABLING

- › LSA strips rotated by 180° to facilitate the crimping
- › Installation of cables on LSA strips, color coded according to EIA / TIA 568 A & B
- › Supplied with a dust cover

Operating temp. 0° to 70°
Housing material Polycarbonate
Contact material Phosphor Bronze Stamp



Cat.
3

CAT. 3	
WPC-KEY-3-180/BL	Cat. 3 keystone jack, 6P4C, Dual IDC type, 180 degree, with dust cover Black
WPC-KEY-3-180/WH	Cat. 3 keystone jack, 6P4C, Dual IDC type, 180 degree, with dust cover White



Cat.
5e

CAT. 5e	
WPC-KEY-5U-180/BL	UTP Cat. 5 keystone jack, Dual IDC type, 180 degree, with dust cover Black
WPC-KEY-5U-180/WH	UTP Cat. 5 keystone jack, Dual IDC type, 180 degree, with dust cover White



Cat.
6

CAT. 6	
WPC-KEY-6U-180/BL	UTP Cat. 6 keystone jack, Dual IDC type, 180 degree, with dust cover Black
WPC-KEY-6U-180/WH	UTP Cat. 6 keystone jack, Dual IDC type, 180 degree, with dust cover White



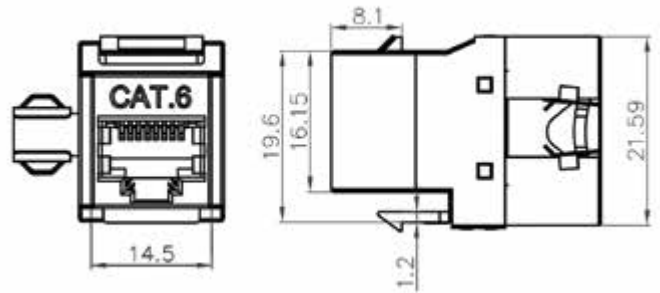
Cat.
6a

CAT. 6a	
WPC-KEY-6AU-180/BL	UTP Cat. 6a keystone jack, Dual IDC type, 180 degree, with dust cover Black
WPC-KEY-6AU-180/WH	UTP Cat. 6a keystone jack, Dual IDC type, 180 degree, with dust cover White

180° KEYSTONE CABLING

- › LSA strips rotated by 180° to facilitate the crimping
- › Installation of cables on LSA strips, color coded according to EIA / TIA 568 A & B
- › Supplied with a dust cover

Operating temp. 0° to 70°
Housing material Polycarbonate
Contact material Phosphor Bronze Stamp



Cat.
6

CAT. 6

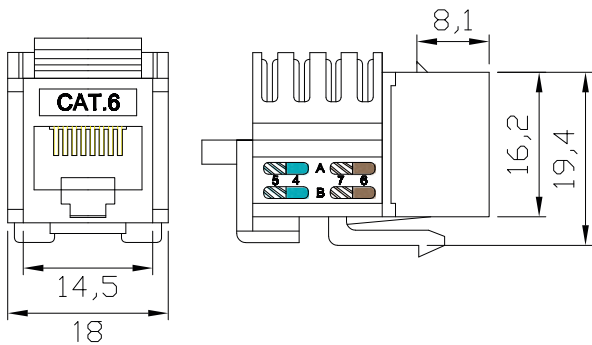
WPC-KEY-6S-180

Cat. 3 keystone jack, 6P4C, Dual IDC type, 180 degree, with dust cover | Shielded

90° KEYSTONE CABLING

- › LSA strips rotated by 90°
- › Rear slot for cable fastening with a tie-wrap (Cat. 5e/6)
- › Installation of cables on LSA strips, color coded according to EIA / TIA 568 A & B
- › Supplied with a dust cover and a cable tie

Operating temp. 0° to 70°
Housing material Polycarbonate UL94V-0
Contact material Phosphor Bronze Stamp



Cat.
3

CAT. 3	DESCRIPTION
WPC-KEY-3-90/BL	Cat. 3 keystone jack, 6P4C, Dual IDC type, 90 degree, with dust cover Black
WPC-KEY-3-90/WH	Cat. 3 keystone jack, 6P4C, Dual IDC type, 90 degree, with dust cover White



Cat.
5e

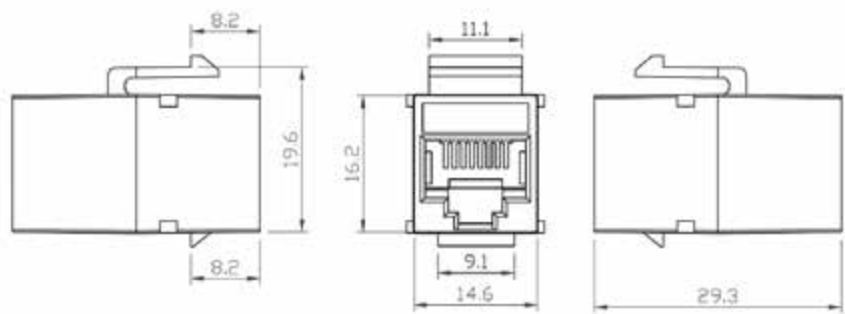
CAT. 5e	DESCRIPTION
WPC-KEY-5U-90/BL	UTP Cat. 5 keystone jack, Dual IDC type, 90 degree, with dust cover Rear slot and tie-wrap for cable fastening Black
WPC-KEY-5U-90/WH	UTP Cat. 5 keystone jack, Dual IDC type, 90 degree, with dust cover Rear slot and tie-wrap for cable fastening White



Cat.
6

CAT. 6	DESCRIPTION
WPC-KEY-6U-90/BL	UTP Cat. 6 keystone jack, Dual IDC type, 90 degree, with dust cover Rear slot and tie-wrap for cable fastening Black

MODULAR KEYSTONE COUPLER UTP

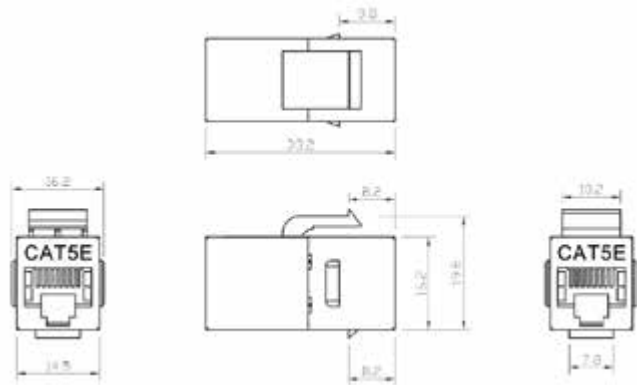


Cat.
5e

Cat.
6

CODE	DESCRIPTION
WPC-CPR-K5U	2 x RJ45 female Cat. 5e UTP
WPC-CPR-K6U	2 x RJ45 female Cat. 6 UTP

MODULAR KEYSTONE COUPLER STP



Cat.
5e

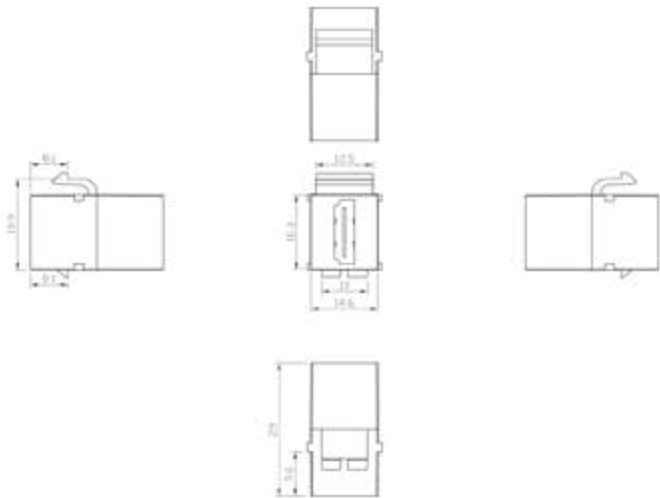
Cat.
6

CODE	DESCRIPTION
WPC-CPR-K5S	2 x RJ45 female Cat. 5e STP
WPC-CPR-K6S	2 x RJ45 female Cat. 6 STP

KEYSTONE HDMI / USB CABLING

KEYSTONE HDMI FEMALE TO FEMALE COUPLER

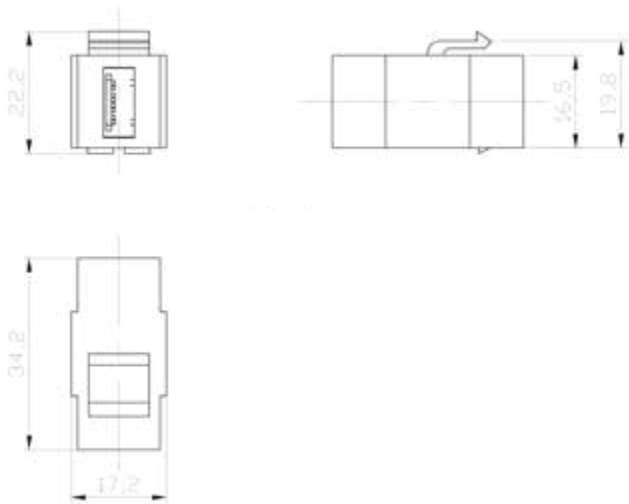
- › 2 x HDMI female
- › Standard Keystone
- › Colour white



CODE	DESCRIPTION
WPC-KEY-HDMI	Keystone jack HDMI female to female coupler

KEYSTONE USB FEMALE TO FEMALE COUPLER

- › 2 x USB female
- › Standard Keystone
- › Colour white



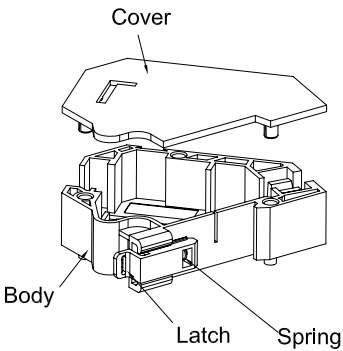
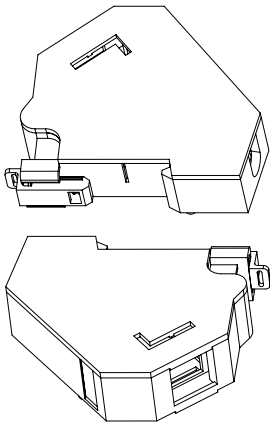
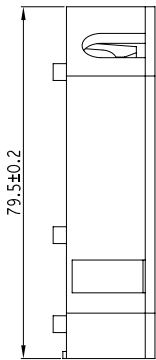
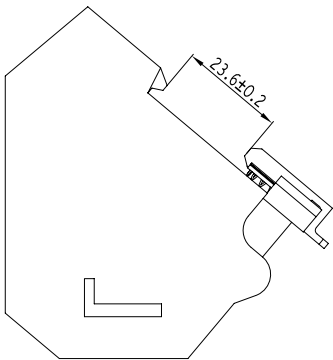
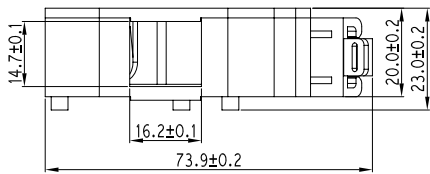
CODE	DESCRIPTION
WPC-KEY-USB	Keystone jack USB female to female coupler

DIN-RAIL ADAPTER FOR KEYSTONE MODULES CABLING

DIN-RAIL ADAPTER FOR KEYSTONE MODULES

Industrial Din-Rail mount unequipped IP20 adapter for Keystone sockets with port numbering. Features designed to save space especially by installing more than one next to the other because it's possible to hook several modules together without using the cover, the second module will close the first one and so on. It can be installed with the cable entry from the bottom or from the top.

- › DIN rail mounting
- › Assembly without special tools
- › DIN rail adapter
- › DIN 43880
- › Easy mounting
- › Dimension: (HxWxD) 73,9x23x79,5 mm
- › Weight: 40 gr



CODE	DESCRIPTION
WPC-DBX-B1-W	HxWxD 36,4x128,8x130 mm

SURFACE BOX CABLING

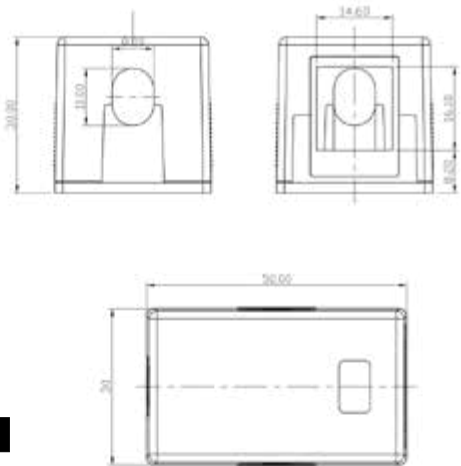
- › Surface Mountbox for one keystone module (Keystone not included)
- › Supports Keystone modules RJ45 or telephone RJ11/12
- › Cable entry from the rear or bottom
- › Includes mounting screws and biadhesive
- › Material: Plastic
- › Colour white



Keystones not included

SURFACE BOX FOR KEYSTONE JACK - 1 PORT

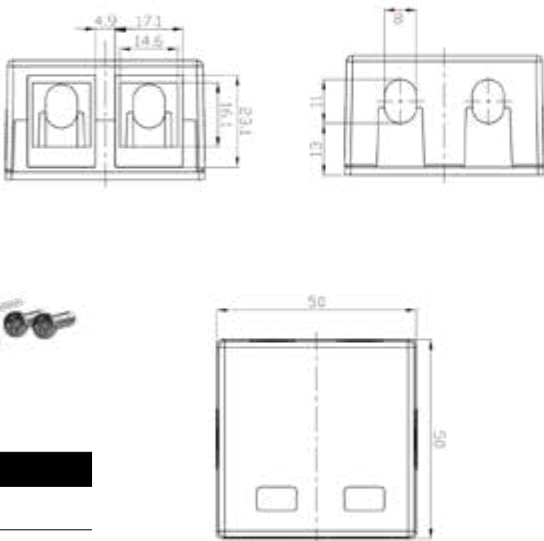
(Keystone not included)



CODE	DESCRIPTION
WPC-SBX-0101	1 Port Dimensions: 50,2x30,2x30,3 mm

SURFACE BOX FOR KEYSTONE JACK - 2 PORTS

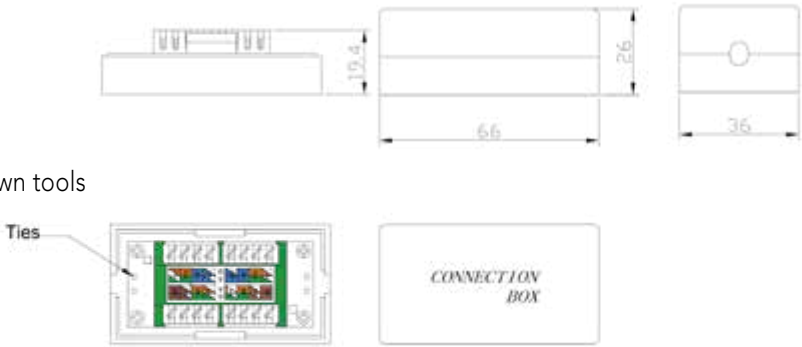
(Keystone not included)



CODE	DESCRIPTION
WPC-SBX-0102	2 Ports Dimensions: 50,2x50,2x30,3 mm

CONNECTION BOX FOR TWISTED PAIR CABLES - CAT. 5E

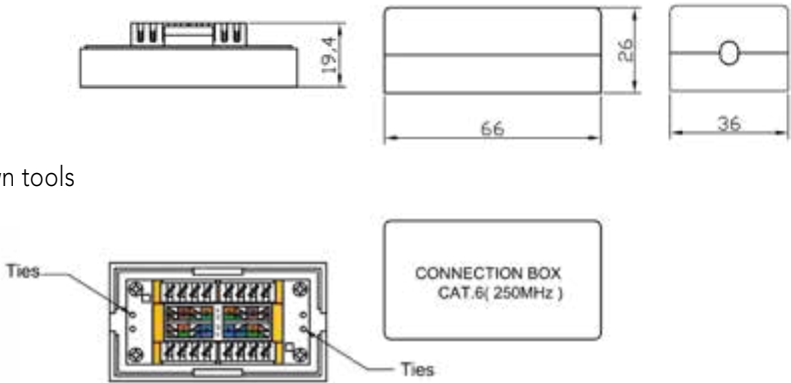
- › Category 5e
- › Connection over LSA strips
- › Shielded
- › Integrated strain relief
- › LSA EIA/TIA 568 A & B
- › Cable entry: up to 6,8 mm
- › Workable with 110- and KRONE LSA punch down tools



CODE	DESCRIPTION
WPC-ACB-5F	Cat. 5e RJ45 8P8C Shielded

CONNECTION BOX FOR TWISTED PAIR CABLES - CAT. 6

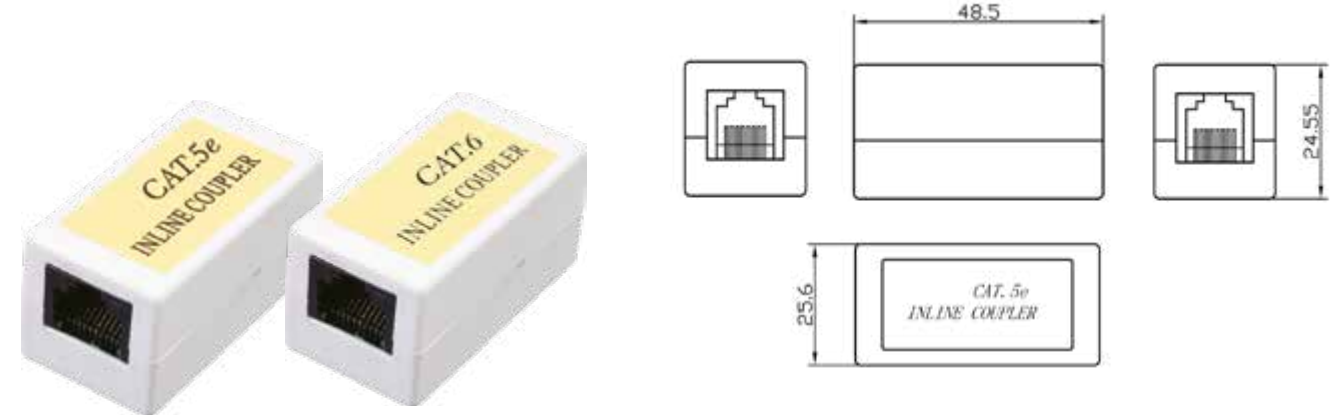
- › Category 6
- › Connection over LSA strips
- › Shielded
- › Integrated strain relief
- › LSA EIA/TIA 568 A & B
- › Cable entry: up to 6,8 mm
- › Workable with 110- and KRONE LSA punch down tools



CODE	DESCRIPTION
WPC-ACB-6F	Cat. 6 RJ45 8P8C Shielded

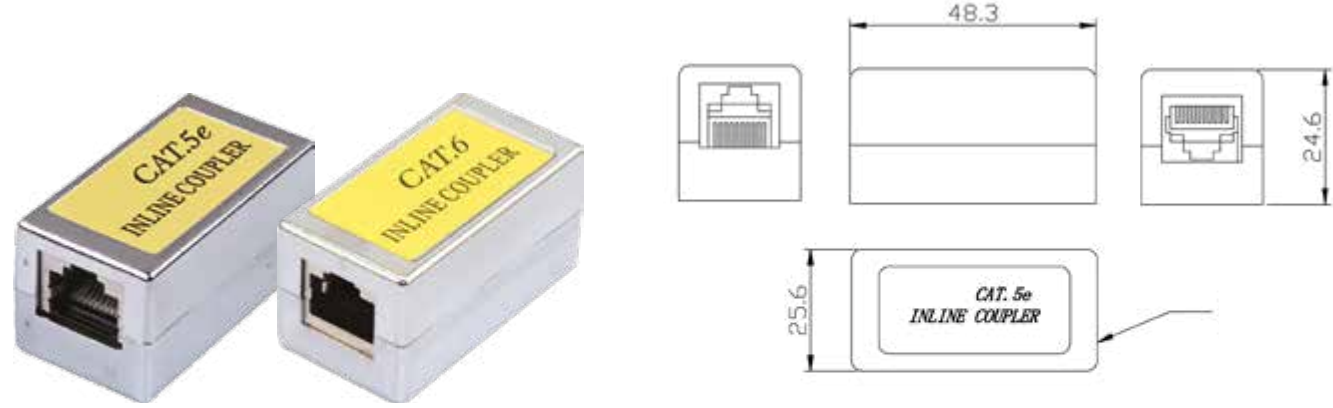
COUPLERS CABLING

MODULAR COUPLER UTP



CODE	DESCRIPTION
WPC-CPR-5U	2x RJ45 female Cat. 5e UTP
WPC-CPR-6U	2x RJ45 female Cat. 6 UTP

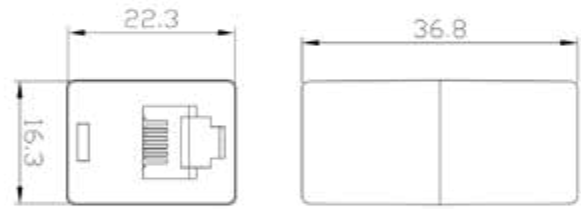
MODULAR COUPLER FTP



CODE	DESCRIPTION
WPC-CPR-5F	2x RJ45 female Cat. 5e FTP
WPC-CPR-6F	2x RJ45 female Cat. 6 FTP

MODULAR COUPLER RJ12 6P6C

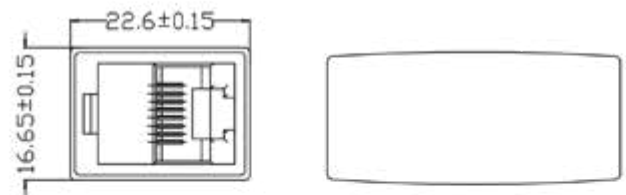
- › 2 x RJ female
- › RJ12 6P6C, unshielded
- › Assignment: 1:1



CODE	DESCRIPTION
WPC-CPR-6P6C	2 x RJ12 female 6P6C unshielded

MODULAR COUPLER RJ45 8P8C

- › 2 x RJ female
- › RJ45 8P8C, unshielded
- › Assignment: 1:1



CODE	DESCRIPTION
WPC-CPR-8P8C	2 x RJ45 female 8P8C unshielded

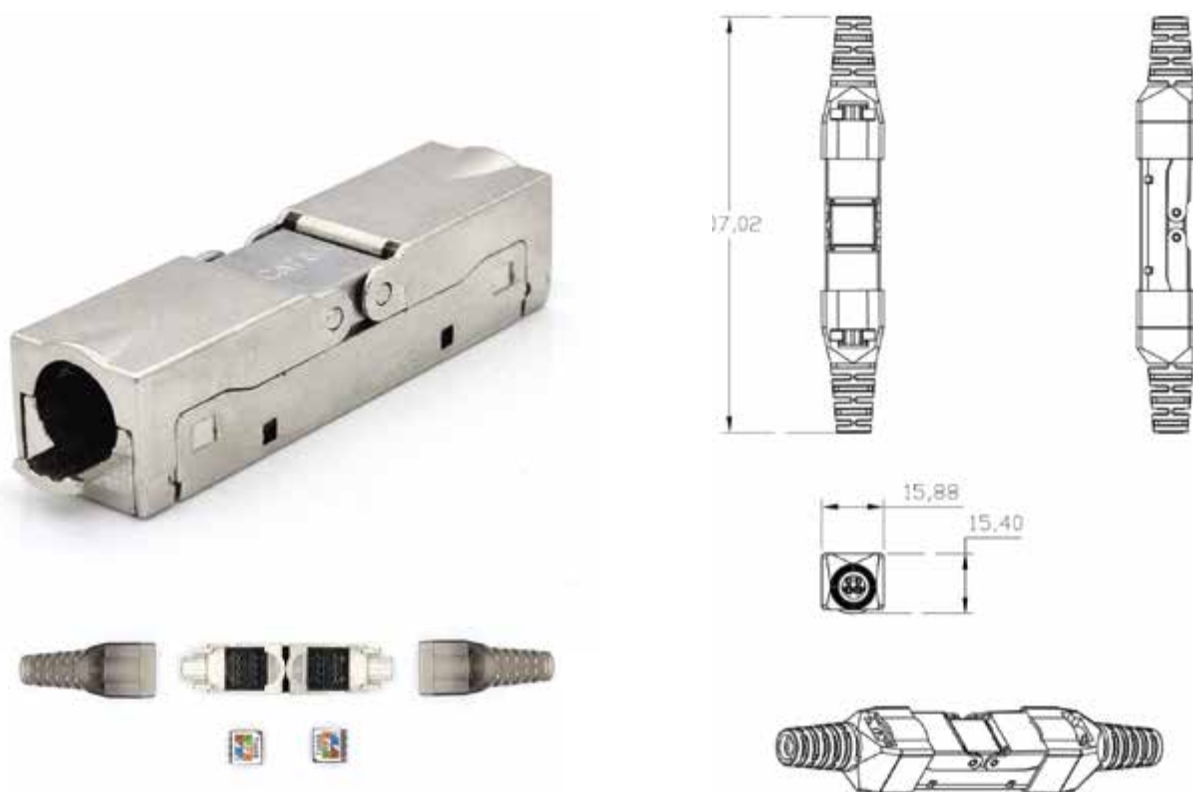
TOLLESS CAT.6a CABLING

PROFESSIONAL CAT. 6A IN-LINE COPLER

The WP CABLING Professional Category 6a In-Line Copler offers easy, toolless termination and complies fully with ISO/IEC 11801, TIA/EIA-568-C.2. It offers a fully shielded die-cast zinc alloy, nickel plated body and gold-plated phosphor bronze contact pins. Suitable for cable diameters between 6 and 9,5 mm. IDC termination accepts wire gauges from 22 to 26AWG. Termination is a quick and simple three stage process without any special tools, prepare and position the pairs from each cable within the color-coded termination Load Bar, once in place the termination Load Bar is snapped onto the IDC block. Finally earth either the drain wire or overall braid screen to the shield cap. It can be re-terminated numerous times.

DETAILS

- › Transmission properties: Category 6A
- › Area of application: Up to 500 MHz, 10 GBase-T
- › Norms: ISO/IEC 11801 Ed.2,2:2011-06I, DIN EN 50173-1:2011-09 10 GB, IEEE 802.3an
- › Suitable for Power over Ethernet (PoE, PoE plus e UPoE)
- › Tool-free installation on IDC
- › Material: Zinc Die-Casting with high quality Nickel plating and ABS UL 94V-0
- › Operation temperature: -40° C to +60° C
- › Mating cycles female: > 750 acc. to ISO/IEC 11801
- › Clamp: > 200 acc. to ISO/IEC 11801
- › IDC wire size: 22 – 27 AWG solid and stranded conductor



CODE	DESCRIPTION
WPC-CPR-6ASP	Professional Cat.6a STP In-line Coupler tool less

PROFESSIONAL CATEGORY 6A TERMINATION RJ45 STP PLUG

The WP CABLING Professional Category 6a Termination RJ45 Plug offers easy, toolless termination and complies fully with ISO/IEC 11801, TIA/EIA-568-C.2. The STP version offers a fully shielded die-cast zinc alloy, nickel plated body and gold-plated phosphor bronze contact pins. Suitable for cable diameters between 6 and 9,5 mm. IDC termination accepts wire gauges from 22 to 27AWG. Termination is a quick and simple three stage process without any special tools, prepare and position the pairs from each cable within the color-coded termination Load Bar, once in place the termination Load Bar is snapped onto the IDC block. It can be re-terminated numerous times.

DETAILS

- › Transmission properties: Category 6A
- › Area of application: Up to 500 MHz, 10 GBase-T
- › Norms: ISO/IEC 11801 Ed.2,2:2011-06I, DIN EN 50173-1:2011-09 10 GB, IEEE 802.3an
- › RJ45 plug, 8P8C
- › Suitable for Power over Ethernet (PoE, PoE plus e UPoE)
- › Tool-free installation on IDC
- › Material: Zinc Die-Casting with high quality Nickel plating and ABS UL 94V-0
- › Operation temperature: -40° C to +60° C
- › Mating cycles female: > 750 acc. to ISO/IEC 11801
- › Clamp: > 200 acc. to ISO/IEC 11801
- › IDC wire size: 22 – 27 AWG solid and stranded conductor



CODE	DESCRIPTION
WPC-MDP-88-6ASP-TL	Cat. 6a RJ45 8P8C Shielded

PLUG TOLLESS CAT.6a CABLING

PROFESSIONAL CATEGORY 6A TERMINATION RJ45 UTP PLUG

The WP CABLING Professional Category 6a Termination RJ45 Plug offers easy, toolless termination and complies fully with ISO/IEC 11801, TIA/EIA-568-C.2. The UTP version offers a plastic body PC UL94V-0 and UL94V-2 and gold-plated phosphor bronze contact pins. Suitable for cable diameters between 6 and 9,5 mm. IDC termination accepts wire gauges from 22 to 27AWG. Termination is a quick and simple three stage process without any special tools, prepare and position the pairs from each cable within the color-coded termination Load Bar, once in place the termination Load Bar is snapped onto the IDC block. It can be re-terminated numerous times.

DETAILS

- › Transmission properties: Category 6A
- › Area of application: Up to 500 MHz, 10 GBase-T
- › Norms: ISO/IEC 11801 Ed.2,2:2011-06I, DIN EN 50173-1:2011-09 10 GB, IEEE 802.3an
- › RJ45 plug, 8P8C
- › Suitable for Power over Ethernet (PoE, PoE plus e UPoE)
- › Tool-free installation on IDC
- › Material: ABS UL 94V-0
- › Operation temperature: -40° C to +60° C
- › Mating cycles female: > 750 acc. to ISO/IEC 11801
- › Clamp: > 200 acc. to ISO/IEC 11801
- › IDC wire size: 22 – 27 AWG solid and stranded conductor



CODE	DESCRIPTION
WPC-MDP-88-6AUP-TL	Cat. 6a RJ45 8P8C Unshielded

TELEPHONE PLUGS CAT.3 CABLING

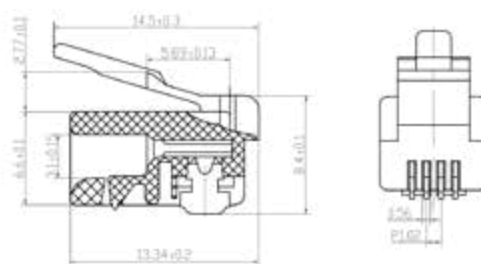
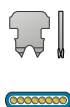
MODULAR PLUG 4P4C UTP FOR FLAT CABLES



**Cat.
3**

**Shielding
UTP**

6μ



CODE	DESCRIPTION
WPC-MDP-442-3U-F06	Cat. 3 Modular plug for flat cable RJ10 4P4C Gold plating 6 μ

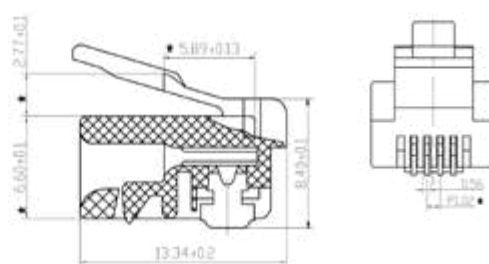
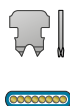
MODULAR PLUG 6P4C UTP FOR FLAT CABLES



**Cat.
3**

**Shielding
UTP**

6μ



CODE	DESCRIPTION
WPC-MDP-642-3U-F06	Cat. 3 Modular plug for flat cable RJ14 6P4C Gold plating 6 μ

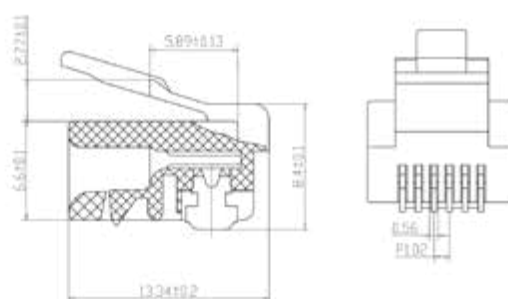
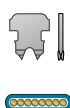
MODULAR PLUG 6P6C UTP FOR FLAT CABLES



**Cat.
3**

**Shielding
UTP**

6μ



CODE	DESCRIPTION
WPC-MDP-662-3U-F06	Cat. 3 Modular plug for flat cable RJ12 6P6C gold plating 6 μ

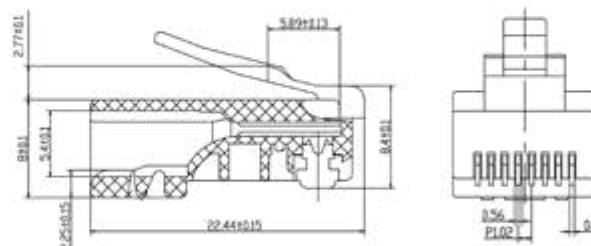
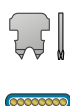
MODULAR PLUG 8P8C UTP FOR FLAT CABLES



**Cat.
3**

**Shielding
UTP**

6μ



CODE	DESCRIPTION
WPC-MDP-882-3U-F06	Cat. 3 Modular plug for flat cable RJ45 8P8C gold plating 6 μ

PLUG CAT.5e CABLING

MODULAR PLUG 8P8C UTP FOR ROUND CABLES



Shielding
UTP

Shielding
UTP

Shielding
UTP



Round

Round

Round

Cat.
5e

Cat.
5e

Cat.
5e

6μ

15μ

50μ



CODE	DESCRIPTION
WPC-MDP-882-5U-R06	Cat. 5e UTP Modular plug for stranded and solid round cable RJ45 8P8C Gold plating 6 μ
WPC-MDP-882-5U-R15	Cat. 5e UTP Modular plug for stranded and solid round cable RJ45 8P8C Gold plating 15 μ
WPC-MDP-883-5U-R50	Cat. 5e UTP Modular plug for solid round cable RJ45 8P8C Gold plating 50 μ

MODULAR PLUG 8P8C STP FOR ROUND CABLES



Shielding
STP

Shielding
STP

Shielding
STP



Round

Round

Round

Cat.
5e

Cat.
5e

Cat.
5e

15μ

50μ

50μ



CODE	DESCRIPTION
WPC-MDP-882-5F-R15	Cat. 5e STP Modular plug for stranded and solid round cable RJ45 8P8C Gold plating 15 μ
WPC-MDP-882-5F-R50	Cat. 5e STP Modular plug for stranded and solid round cable RJ45 8P8C Gold plating 50 μ
WPC-MDP-883-5F-R50	Cat. 5e STP Modular plug for solid round cable RJ45 8P8C Gold plating 50 μ

MODULAR PLUG 8P8C UTP FOR ROUND CABLES









CODE	DESCRIPTION
WPC-MDP-882-6U-R06	Cat. 6 UTP Modular plug for stranded and solid round cable With insert bar RJ45 8P8C Gold plating 6 µ
WPC-MDP-882-6U-R15	Cat. 6 UTP Modular plug for stranded and solid round cable With insert bar RJ45 8P8C Gold plating 15 µ
WPC-MDP-883-6U-R50	Cat. 6 UTP Modular plug for solid round cable With insert bar RJ45 8P8C Gold plating 50 µ

MODULAR PLUG 8P8C STP FOR ROUND CABLES









CODE	DESCRIPTION
WPC-MDP-882-6F-R15	Cat. 6 STP Modular plug for stranded and solid round cable With insert bar RJ45 8P8C Gold plating 15 µ
WPC-MDP-882-6F-R50	Cat. 6 STP Modular plug for stranded and solid round cable With insert bar RJ45 8P8C Gold plating 50 µ
WPC-MDP-883-6F-R50	Cat. 6 STP Modular plug for solid round cable With insert bar RJ45 8P8C Gold plating 50 µ

PLUG CAT.6 CABLING

WIRE THROUGH PLUG CAT.6 RJ45 UTP
FOR SOLID OR STRANDED ROUND CABLE





Shielding

UTP



Cat.

6

50μ

CODE	DESCRIPTION
WPC-MDP-883-6UP-R50T	Cat. 6 UTP For Solid or Stranded cable RJ45 8P8C Gold plating 50 μ

WIRE THROUGH PLUG CAT.6 RJ45 STP
FOR SOLID OR STRANDED ROUND CABLE





Shielding

STP



Cat.

6

50μ

CODE	DESCRIPTION
WPC-MDP-883-6SP-R50T	Cat. 6 STP For Solid or Stranded cable RJ45 8P8C Gold plating 50 μ

PROFESSIONAL WIRE THROUGH CRIMPING
TOOL FOR RJ11, RJ12 AND RJ45 PLUGS

The WP CABLING Crimp and Cut Tool for wire through modular plug is designed for the professional installer providing a ratcheted, high leverage, ultra stable platform for consistent, repeatable terminations. Compatible with all WP CABLING connectors wire through and standard modular plugs as well.

- › 4P4C through 8P8C Formats (RJ11/RJ12/RJ45)
- › 75% better Connector Support to reduce issues
- › Built in wire cutter and strippers
- › Works wire through and standard Plugs
- › Heavy Duty design to support Cat. 6 and Shielded cables




CODE	DESCRIPTION
WPC-TLA-004	For 8P8C-RJ45, 6P6C-RJ12, 6P4C-RJ11, 4P4C, 4P2C, 6P6C shielded 8P8C-RJ45 plugs

ACCESSORIES CABLING

KINK PROTECTION BOOT FOR RJ45 PLUGS

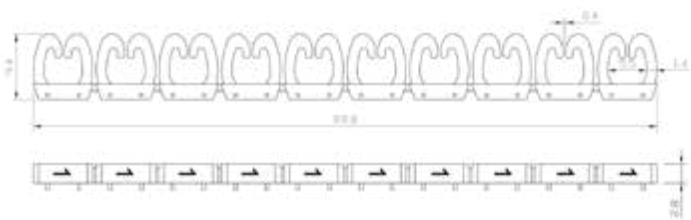

- › Suitable for shielded and non-shielded modular plugs
- › With latch protection
- › Operating temperature: -40° C ~ +70° C



GRAY	RED	BLUE	GREEN	YELLOW	BLACK
WPC-MDA-B88-GR	WPC-MDA-B88-R	WPC-MDA-B88-B	WPC-MDA-B88-G	WPC-MDA-B88-Y	WPC-MDA-B88-BL

CABLE MARKER KIT

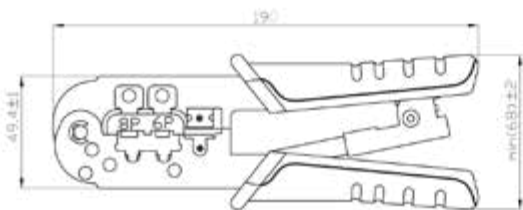
- › Snap-on marker for post-termination application for quick and easy fixing
- › Allows easy organization of the cabling during assembly or maintenance
- › The clip structure allows the marking of the cables already wired avoiding disconnect
- › Coloured labels with numbers "0-9"
- › Fast assembly without the aid of any tool
- › Suitable for cables from 2,5 mm²
- › Cable diameters supported: 3,9 mm - 5,5 mm
- › Pack of 100 numbers (10 rows of 10 numbers)



CODE	DESCRIPTION
WPC-MDA-MARK	Cable marker kit 100 pieces

CRIMPING TOOL

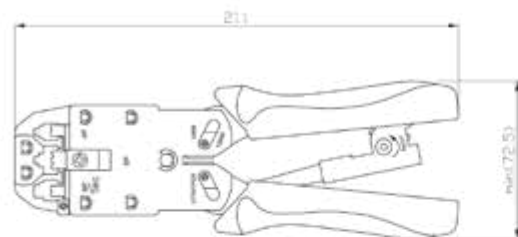
- › Modular crimping tool with cutting and stripping functions
- › Crimps RJ45, RJ12 and RJ11 modular plugs
- › Cuts and strips both round and flat cable
- › Durable plastic handle
- › Ratchet type to control the tension of the tool; needs less strength; easy to operate
- › High-quality hardened steel with black oxide finish resists rusting
- › Crimps 8P8C / 6P6C / 6P4C / 4P4C RJ45 shielded modular plug
- › Length: 190 mm
- › Weight: 340 gr



CODE	DESCRIPTION
WPC-TLA-002	For 8P8C-RJ45, 6P6C-RJ12, 6P4C-RJ11, 4P4C, 4P2C, 6P6C-DEC, shielded 8P8C-RJ45 plugs

PROFESSIONAL CRIMPING TOOL

- › Professional All-in-one modular crimping tool with cutting and stripping functions
- › Crimps RJ45, RJ12 and RJ11 modular plugs
- › Cuts and strips both round and flat cable
- › Durable plastic handle
- › Ratchet type to control the tension of the tool; needs less strength; easy to operate
- › High-quality hardened steel with black oxide finish resists rusting
- › Crimps 10P10C / 8P8C / 6P6C / 6P6C-DEC / 6P4C / 4P4C / 4P2C RJ45 shielded modular plug
- › Length: 211 mm
- › Weight: 570 gr



CODE	DESCRIPTION
WPC-TLA-003	For RJ11/12, RJ45 (4P4C, 6P6C, 6P4C, 8P8C)

TOOLS

PUNCH DOWN TOOL

- › Tool for putting on boards, sockets and fields
- › Pushing down and cutting in one operation
- › For conduction diameter 0,4-0,6 mm
- › For Cat.5 and Cat.6 cables



CODE	DESCRIPTION
WPC-TLA-001	Sizes: 176x37x21 mm

STRIPPING TOOL FOR DATA CABLE

- › For removing the sheaths from UTP/STP data cables with a diameter of 5-15 mm
- › With opening spring and locking slider



CODE	DESCRIPTION
WPC-TLA-022	For UTP/STP round cable or flat telephone cable

LSA/110 TERMINAL BLOCK PUNCH DOWN TOOL

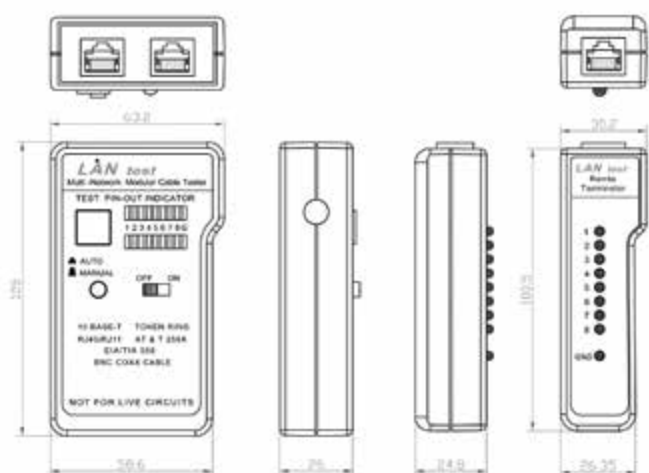
- › Punch tool for LSA/110 terminal block
- › Easy Stripper for UTP/STP round cable



CODE	DESCRIPTION
WPC-TLA-021	For UTP/STP round cable

PROFESSIONAL CABLE TESTER

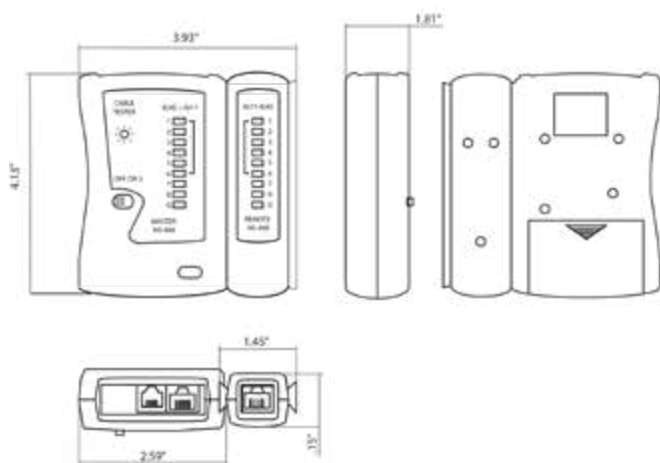
- › For UTP/STP Cat5 and Cat6 RJ45, RJ11/RJ12 & BNC
- › Checks cable for continuity
- › This device can easily clarify cable continuity, open or short circuit.
- › Automatic or Manual test
- › Connection test with 9 flashing LED lights
- › Main unit with 2 RJ45 ports and 1 BNC port, secondary unit with 1 RJ45 port
- › 9V DC Battery Powered (non inclusa)



CODE	DESCRIPTION
WPC-TST-003	Sizes: 180x110x35 mm Protective bag included

NETWORK CABLE TESTER FOR RJ11/RJ12/RJ45/BNC

- › For UTP/STP Cat5 and Cat6 RJ45, RJ11/RJ12 & BNC
- › Checks cable for continuity
- › This device can easily clarify cable continuity, open or short circuit.
- › Connection test with 9 flashing LED lights
- › Main unit with 2 RJ45 ports and 1 BNC port, secondary unit with 1 RJ45 port
- › 9V DC Battery Powered (non inclusa)

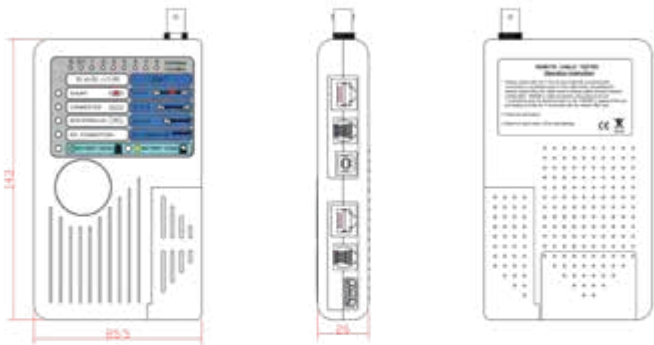


CODE	DESCRIPTION
WPC-TST-001	Sizes: 180x110x35 mm Protective bag included

TESTER CABLING

4 IN 1 CABLE TESTER

- › USB AB cable tester
- › Connection test with LED indicators for 8 single lines and screening
- › The following errors can be tested: SHORT NON PARALLEL NO CONNECTION
- › Has RJ11, RJ45, and USB (type A) jacks
- › Powered with 9 V batterie 6LR61 (not included)



CODE	DESCRIPTION
WPC-TST-002	Sizes: 145x86x26 mm

PRODUCT INDEX

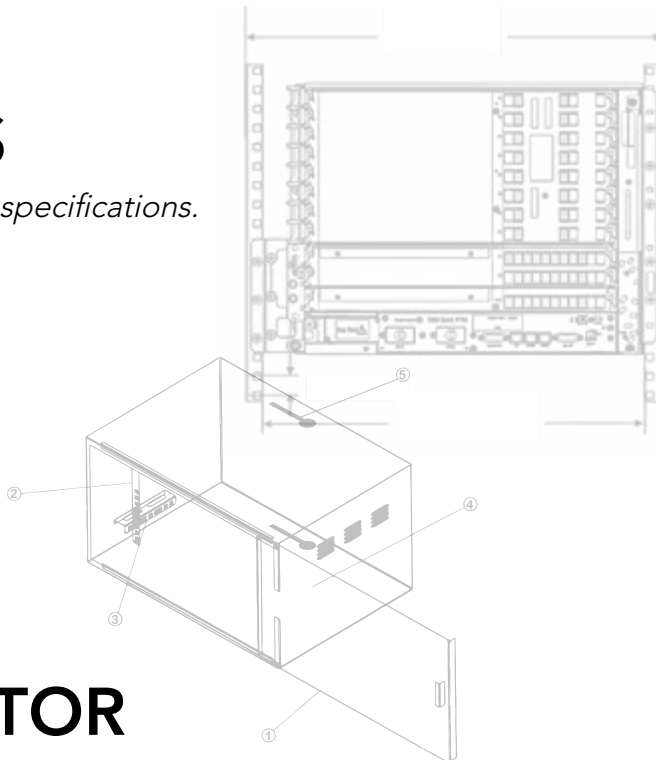
WPC-ACB-5F	97	WPC-FP1-6STSC-010	66	WPC-FP4-5LCST-050	67	WPC-PAT-5F010-CRO	80	WPC-PAT-6AU002B	77	WPC-PAT-6U002G	79	WPN-PDU-G02-12	63
WPC-ACB-6F	97	WPC-FP1-6STSC-020	66	WPC-FP4-5LCST-075	67	WPC-PAT-5F010B	80	WPC-PAT-6AU002R	77	WPC-PAT-6U002R	79	WPN-PDU-G03-06	61
WPC-CPR-5F	98	WPC-FP1-6STSC-030	66	WPC-FP4-5LCST-100	67	WPC-PAT-5F010BL	80	WPC-PAT-6AU002Y	77	WPC-PAT-6U002W	79	WPN-PDU-G05-08	62
WPC-CPR-5U	98	WPC-FP1-6STSC-050	66	WPC-FP4-5SCSC-005	67	WPC-PAT-5F010G	80	WPC-PAT-6AU005	77	WPC-PAT-6U002Y	79	WPN-PDU-G06-06	61
WPC-CPR-6ASP	100	WPC-FP1-6STSC-075	66	WPC-FP4-5SCSC-010	67	WPC-PAT-5F010R	80	WPC-PAT-6AU005B	77	WPC-PAT-6U005	79	WPN-PDU-I01-06	62
WPC-CPR-6F	99	WPC-FP1-6STSC-100	66	WPC-FP4-5SCSC-020	67	WPC-PAT-5F010W	80	WPC-PAT-6AU005R	77	WPC-PAT-6U005B	79	WPN-PDU-I01-08	62
WPC-CPR-6P6C	99	WPC-FP1-6STST-005	66	WPC-FP4-5SCSC-030	67	WPC-PAT-5F010Y	80	WPC-PAT-6AU005Y	77	WPC-PAT-6U005BL	79	WPN-PDU-I02-06	63
WPC-CPR-6U	98	WPC-FP1-6STST-010	66	WPC-FP4-5SCSC-050	67	WPC-PAT-5F020	80	WPC-PAT-6AU010	77	WPC-PAT-6U005G	79	WPN-PDU-I02-12	63
WPC-CPR-8P8C	99	WPC-FP1-6STST-020	66	WPC-FP4-5SCSC-075	67	WPC-PAT-5F020-CRO	80	WPC-PAT-6AU010B	77	WPC-PAT-6U005R	79	WPN-PDU-I05-08	62
WPC-CPR-K5S	93	WPC-FP1-6STST-030	66	WPC-FP4-5SCSC-100	67	WPC-PAT-5F020B	80	WPC-PAT-6AU010R	77	WPC-PAT-6U005W	79	WPN-PDU-I06-06	61
WPC-CPR-KSU	93	WPC-FP1-6STST-050	66	WPC-FP4-5STSC-005	67	WPC-PAT-5F020BL	80	WPC-PAT-6AU010Y	77	WPC-PAT-6U005Y	79	WPN-RNA-22606-B	17
WPC-CPR-K6S	93	WPC-FP1-6STST-075	66	WPC-FP4-5STSC-010	67	WPC-PAT-5F020G	80	WPC-PAT-6AU020	77	WPC-PAT-6U010	79	WPN-RNA-22606-B5	17
WPC-CPR-K6U	93	WPC-FP1-6STST-100	66	WPC-FP4-5STSC-020	67	WPC-PAT-5F020R	80	WPC-PAT-6AU020B	77	WPC-PAT-6U010B	79	WPN-RNA-22608-B	17
WPC-CRP-6AUP	102	WPC-FP2-5LCLC-005	67	WPC-FP4-5STSC-030	67	WPC-PAT-5F020W	80	WPC-PAT-6AU020R	77	WPC-PAT-6U010BL	79	WPN-RNA-22608-B5	17
WPC-DBX-B1-W	60, 95	WPC-FP2-5LCLC-010	67	WPC-FP4-5STSC-050	67	WPC-PAT-5F020Y	80	WPC-PAT-6AU020Y	77	WPC-PAT-6U010G	79	WPN-RNA-22808-B	17
WPC-FA0-LC0101	70	WPC-FP2-5LCLC-020	67	WPC-FP4-5STSC-075	67	WPC-PAT-5F030	80	WPC-PAT-6AU030	77	WPC-PAT-6U010R	79	WPN-RNA-22808-B5	17
WPC-FA0-SC0100	70	WPC-FP2-5LCLC-030	67	WPC-FP4-5STSC-100	67	WPC-PAT-5F030-CRO	80	WPC-PAT-6AU030B	77	WPC-PAT-6U010W	79	WPN-RNA-27606-B	17
WPC-FA0-SC0101	70	WPC-FP2-5LCLC-050	67	WPC-FPB-06-G	60, 73	WPC-PAT-5F030B	80	WPC-PAT-6AU030R	77	WPC-PAT-6U010Y	79	WPN-RNA-27606-B5	17
WPC-FA0-ST01	70	WPC-FP2-5LCLC-075	67	WPC-FPP-B1U-B	69	WPC-PAT-5F030BL	80	WPC-PAT-6AU030Y	77	WPC-PAT-6U020	79	WPN-RNA-27608-B	17
WPC-FA0-ST02	70	WPC-FP2-5LCLC-100	67	WPC-FPP-P0112-B	69	WPC-PAT-5F030G	80	WPC-PAT-6AU050	77	WPC-PAT-6U020B	79	WPN-RNA-27608-B5	17
WPC-FA2-LC0201	70	WPC-FP2-5LCLC-005	67	WPC-FPP-P0124-B	69	WPC-PAT-5F030R	80	WPC-PAT-6AU050B	77	WPC-PAT-6U020BL	79	WPN-RNA-32606-B	17
WPC-FA2-SC0201	70	WPC-FP2-5LCLC-010	67	WPC-FPP-P0212-B	69	WPC-PAT-5F030V	80	WPC-PAT-6AU050R	77	WPC-PAT-6U020R	79	WPN-RNA-32606-B5	17
WPC-FA3-LC0201	71	WPC-FP2-5LCLC-020	67	WPC-FPP-P0224-B	69	WPC-PAT-5F030Y	80	WPC-PAT-6AU050Y	77	WPC-PAT-6U020G	79	WPN-RNA-32608-B	17
WPC-FA3-SC0200	71	WPC-FP2-5LCLC-030	67	WPC-FPP-P0312-B	69	WPC-PAT-5F050	80	WPC-PAT-6AU070	77	WPC-PAT-6U020W	79	WPN-RNA-32608-B5	17
WPC-FA3-SC0201	71	WPC-FP2-5LCLC-050	67	WPC-FPP-P0324-B	69	WPC-PAT-5F050-CRO	80	WPC-PAT-6AU100	77	WPC-PAT-6U020Y	79	WPN-RNA-42606-B	17
WPC-FA4-LC0201	71	WPC-FP2-5LCLC-075	67	WPC-KEY-3-180/BL	90	WPC-PAT-5F050B	80	WPC-PAT-6AU150	77	WPC-PAT-6U030	79	WPN-RNA-42606-B5	17
WPC-FA4-SC0200	71	WPC-FP2-5LCLC-100	67	WPC-KEY-3-180/WH	90	WPC-PAT-5F050BL	80	WPC-PAT-6AU200	77	WPC-PAT-6U030B	79	WPN-RNA-42608-B	17
WPC-FA4-SC0201	71	WPC-FP2-5LCLC-005	67	WPC-KEY-3-90/BL	92	WPC-PAT-5F050G	80	WPC-PAT-6AU300	77	WPC-PAT-6U030BL	79	WPN-RNA-42608-B5	17
WPC-FI0-9LC-020	68	WPC-FP2-5LCLC-010	67	WPC-KEY-3-90/WH	92	WPC-PAT-5F050R	80	WPC-PAT-6F002	78	WPC-PAT-6U030G	79	WPN-RNA-42608-B	17
WPC-FI0-9SC-020	68	WPC-FP2-5LCLC-020	67	WPC-KEY-5S-TL	89	WPC-PAT-5F050W	80	WPC-PAT-6F002B	78	WPC-PAT-6U030R	79	WPN-RNA-42808-B5	17
WPC-FI0-9SCA-020	68	WPC-FP2-5LCLC-030	67	WPC-KEY-5U-180/BL	90	WPC-PAT-5F050Y	80	WPC-PAT-6F002BL	78	WPC-PAT-6U030W	79	WPN-RNB-22606-B	21
WPC-FI2-5LC-020	68	WPC-FP2-5LCLC-050	67	WPC-KEY-5U-180/WH	90	WPC-PAT-5F070	80	WPC-PAT-6F002G	78	WPC-PAT-6U030Y	79	WPN-RNB-27606-B	21
WPC-FI2-5SC-020	68	WPC-FP2-5LCLC-075	67	WPC-KEY-5U-90/BL	92	WPC-PAT-5F070-CRO	80	WPC-PAT-6F002R	78	WPC-PAT-6U050	79	WPN-RNB-32606-B	21
WPC-FI3-5LC-020	68	WPC-FP2-5LCLC-100	67	WPC-KEY-5U-90/WH	92	WPC-PAT-5F100	80	WPC-PAT-6F002W	78	WPC-PAT-6U050B	79	WPN-RNB-42606-B	21
WPC-FI3-5SC-020	68	WPC-FP2-5SCSC-005	67	WPC-KEY-5U-TL/WH	88	WPC-PAT-5F100-CRO	80	WPC-PAT-6F002Y	78	WPC-PAT-6U050BL	79	WPN-RNV-22606-B	25
WPC-FI4-5LC-020	68	WPC-FP2-5SCSC-010	67	WPC-KEY-5UP-TL/BL	87	WPC-PAT-5F150	80	WPC-PAT-6F005	78	WPC-PAT-6U050G	79	WPN-RNV-32606-B	25
WPC-FI4-5SC-020	68	WPC-FP2-5SCSC-020	67	WPC-KEY-5UP-TL/W	87	WPC-PAT-5F200	80	WPC-PAT-6F005B	78	WPC-PAT-6U050R	79	WPN-RNV-42606-B	25
WPC-FP0-9LCLC-005	66	WPC-FP2-5SCSC-030	67	WPC-KEY-6AS-TL	89	WPC-PAT-5F300	80	WPC-PAT-6F005BL	78	WPC-PAT-6U050W	79	WPN-RNA-04603-BU	55
WPC-FP0-9LCLC-010	66	WPC-FP2-5SCSC-050	67	WPC-KEY-6ASP-TL	87	WPC-PAT-5U005	81	WPC-PAT-6F005G	78	WPC-PAT-6U050Y	79	WPN-RNA-06603-BU	55
WPC-FP0-9LCLC-020	66	WPC-FP2-5SCSC-075	67	WPC-KEY-6AU-180/BL	90	WPC-PAT-5U005B	81	WPC-PAT-6F005R	78	WPC-PAT-6U070	79	WPN-RSA-27610-B	9
WPC-FP0-9LCLC-030	66	WPC-FP2-5SCSC-100	67	WPC-KEY-6AU-180/WH	90	WPC-PAT-5U005BL	81	WPC-PAT-6F005W	78	WPC-PAT-6U100	79	WPN-RSA-27610-B5	9
WPC-FP0-9LCLC-050	66	WPC-FP2-5SCSC-005	67	WPC-KEY-6AU-TL/WH	88	WPC-PAT-5U005G	81	WPC-PAT-6F005Y	78	WPC-PAT-6U150	79	WPN-RSA-42610-B	9
WPC-FP0-9LCLC-075	66	WPC-FP2-5STSC-010	67	WPC-KEY-6AUP-TL/B	87	WPC-PAT-5U005R	81	WPC-PAT-6F010	78	WPC-PAT-6U200	79	WPN-RSA-42610-B5	9
WPC-FP0-9LCLC-100	66	WPC-FP2-5STSC-020	67	WPC-KEY-6AUP-TL/BL	87	WPC-PAT-5U005W	81	WPC-PAT-6F010B	78	WPC-SBX-0101	96	WPN-RSA-42810-B	9
WPC-FP0-9LCLC-005	66	WPC-FP2-5STSC-030	67	WPC-KEY-6AUP-TL/R	87	WPC-PAT-5U005Y	81	WPC-PAT-6F010BL	78	WPC-SBX-0102	96	WPN-RSA-42810-B5	9
WPC-FP0-9LCLC-010	66	WPC-FP2-5STSC-050	67	WPC-KEY-6AUP-TL/W	87	WPC-PAT-5U010	81	WPC-PAT-6F010G	78	WPC-TLA-001	110	WPN-RSA-42812-B	9
WPC-FP0-9LCLC-020	66	WPC-FP2-5STSC-075	67	WPC-KEY-6AUP-TL/Y	87	WPC-PAT-5U010B	81	WPC-PAT-6F010R	78	WPC-TLA-002	109	WPN-RSA-42812-B5	9
WPC-FP0-9LCLC-030	66	WPC-FP2-5STSC-100	67	WPC-KEY-6S-180	91	WPC-PAT-5U010G	81	WPC-PAT-6F010R	78	WPC-TLA-003	109	WPN-RSB-10608-B	13
WPC-FP0-9LCLC-050	66	WPC-FP2-5STST-005	67	WPC-KEY-6S-TL	89	WPC-PAT-5U010BL	81	WPC-PAT-6F010W	78	WPC-TLA-004	107	WPN-RSB-10610-B	13
WPC-FP0-9LCLC-075	66	WPC-FP2-5STST-010	67	WPC-KEY-6SP-TL	87	WPC-PAT-5U010R	81	WPC-PAT-6F010Y	78	WPC-TLA-021	110	WPN-RSB-15608-B	13
WPC-FP0-9LCLC-100	66	WPC-FP2-5STST-020	67	WPC-KEY-6U-180/BL	90	WPC-PAT-5U010R	81	WPC-PAT-6F020	78	WPC-TLA-022	110	WPN-RSB-15610-B	13
WPC-FP0-9LCLC-005	66	WPC-FP2-5STST-030	67	WPC-KEY-6U-180/WH	90	WPC-PAT-5U010W	81	WPC-PAT-6F020B	78	WPC-TST-001	111	WPN-RSB-22610-B	13
WPC-FP0-9LCLC-010	66	WPC-FP2-5STST-050	67	WPC-KEY-6U-90/BL	92	WPC-PAT-5U010Y	81	WPC-PAT-6F020BL	78	WPC-TST-002	112	WPN-RSB-22610-B5	13
WPC-FP0-9LCLC-020	66	WPC-FP2-5STST-075	67	WPC-KEY-6UP-TL/B	87	WPC-PAT-5U020	81	WPC-PAT-6F020G	78	WPC-TST-003	111	WPN-RSB-22810-B	13
WPC-FP0-9LCLC-030	66	WPC-FP2-5STST-100	67	WPC-KEY-6UP-TL/BL	87	WPC-PAT-5U020B	81	WPC-PAT-6F020W	78	WPN-ABP-1-B	58	WPN-RSB-22810-B5	13
WPC-FP0-9LCLC-050	66	WPC-FP3-5LCLC-005	67	WPC-KEY-6UP-TL/R	87	WPC-PAT-5U020BL	81	WPC-PAT-6F020Y	78	WPN-ABP-1SL-B	58	WPN-RSB-27610-B	13
WPC-FP0-9LCLC-075	66	WPC-FP3-5LCLC-010	67	WPC-KEY-6UP-TL/W	87	WPC-PAT-5U020G	81	WPC-PAT-6F030	78	WPN-ABP-2-B	58	WPN-RSB-27610-B5	13
WPC-FP0-9LCLC-100	66	WPC-FP3-5LCLC-020	67	WPC-KEY-6UP-TL/Y	87	WPC-PAT-5U020W	81	WPC-PAT-6F030B	78	WPN-ABP-2SL-B	58	WPN-RSB-27810-B	13
WPC-FP0-9SCSC-005	66	WPC-FP3-5LCLC-030	67	WPC-KEY-HDMI	94	WPC-PAT-5U020Y	81	WPC-PAT-6F030BL	78	WPN-ABP-3-B	58	WPN-RSB-27810-B5	13
WPC-FP0-9SCSC-010	66	WPC-FP3-5LCLC-050	67	WPC-KEY-USB	94	WPC-PAT-5U030	81	WPC-PAT-6F030G	78	WPN-ABP-3SL-B	58	WPN-RSB-32610-B	13
WPC-FP0-9SCSC-020	66	WPC-FP3-5LCLC-075	67	WPC-MDA-B88-B	108	WPC-PAT-5U030B	81	WPC-PAT-6F030R	78	WPN-ABS-RSA610-B	9, 59	WPN-RSB-32610-B5	13
WPC-FP0-9SCSC-030	66	WPC-FP3-5LCLC-100	67	WPC-MDA-B88-BL	108	WPC-PAT-5U030BL	81	WPC-PAT-6F030W	78	WPN-ABS-RSA810-B	9, 59	WPN-RSB-3810-B	13
WPC-FP0-9SCSC-050	66	WPC-FP3-5LCLC-005	67	WPC-MDA-B88-G	108	WPC-PAT-5U030G	81	WPC-PAT-6F030Y	78	WPN-ABS-RSA812-B	9, 59	WPN-RSB-32810-B5	13
WPC-FP0-9SCSC-075	66	WPC-FP3-5LCLC-010	67	WPC-MDA-B88-GR	108	WPC-PAT-5U030R	81	WPC-PAT-6F050	78	WPN-ACM-101-B	58	WPN-RSB-32810-B	13
WPC-FP0-9SCSC-100	66	WPC-FP3-5LCLC-020	67	WPC-MDA-B88-R	108	WPC-PAT-5U030W	81	WPC-PAT-6F050B	78	WPN-ACM-102-B	58	WPN-RSB-42610-B5	13
WPC-FP0-9STSC-005	66	WPC-FP3-5LCLC-030	67	WPC-MDA-B88-Y	108	WPC-PAT-5U030Y	81	WPC-PAT-6F050BL	78	WPN-ACM-201-B	58	WPN-RSB-42810-B	13
WPC-FP0-9STSC-010	66	WPC-FP3-5LCLC-050	67	WPC-MDA-MARK	108	WPC-PAT-5U050	81	WPC-PAT-6F050G	78	WPN-ACM-301-B	58	WPN-RSB-42810-B5	13
WPC-FP0-9STSC-020	66	WPC-FP3-5LCLC-075	67	WPC-MDP-442-3U-F06	103	WPC-PAT-5U050B	81	WPC-PAT-6F050R	78	WPN-ACM-302-B	58	WPN-RWA-06604-B	29
WPC-FP0-9STSC-030	66	WPC-FP3-5LCLC-100	67	WPC-MDP-442-3U-F06	103	WPC-PAT-5U050BL	81	WPC-PAT-6F050W	78	WPN-ACM-501-B	17, 59	WPN-RWA-06606-B	29
WPC-FP0-9STSC-050	66	WPC-FP3-5LCLC-005	67	WPC-MDP-662-3U-F06	103	WPC-PAT-5U050G	81	WPC-PAT-6F050Y	78	WPN-ACM-502-B	13, 17, 59	WPN-RWA-09604-B	29
WPC-FP0-9STSC-075	66	WPC-FP3-5LCLC-010	67	WPC-MDP-88-6ASP-TL	101	WPC-PAT-5U050R	81	WPC-PAT-6F070	78	WPN-ACM-503-B	13, 17, 59	WPN-RWA-09606-B	29
WPC-FP0-9STSC-100	66	WPC-FP3-5LCLC-020	67	WPC-MDP-88-6AUP-TL	102	WPC-PAT-5U050W	81	WPC-PAT-6F070B	78	WPN-ACM-504-B	13, 17, 59	WPN-RWA-12604-B	29
WPC-FP0-9STST-005	66	WPC-MDP-882-3U-F06	104	WPC-MDP-882-3U-F06	104	WPC-PAT-5U050Y	81	WPC-PAT-6F070BL	78	WPN-ACM-505-B	9, 59	WPN-RWA-12606-B	29
WPC-FP0-9STST-010	66	WPC-FP3-5LCLC-050	67</										

CUSTOM SOLUTIONS

Racks and cabling solutions based on customer specifications.

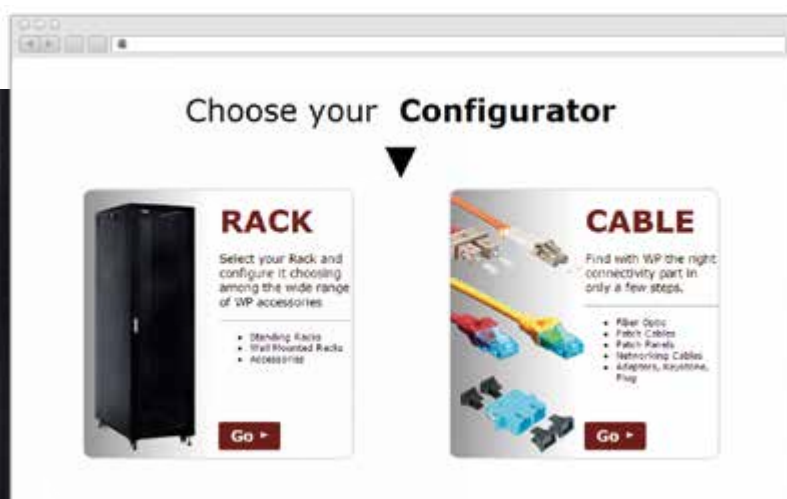
We put our experience to work for you!

In addition to our standard product range we are glad to produce and supply products based on customer specifications.



ONLINE CONFIGURATOR

WP offers two different configurators allowing you to easily search and find your ideal solutions.



RACK CONFIGURATOR

Select your Rack and configure it choosing among the wide range of WP accessories.

CABLING CONFIGURATOR


Find with WP the right connectivity part in only a few steps.

GET YOUR OWN CONFIGURATOR

Contact us and get a customized configurator to embed in your website!

E-mail: sales@wp-rack-cabling.com

www.wp-rack-cabling.com





WP RACK AND CABLING
sales@wp-rack-cabling.com

www.wp-rack-cabling.com

AUTHORISED DISTRIBUTOR

